

MITER SAW COLLECTION

MITER CUTTING BAND SAW SERIES
角度切割帶鋸機全系列

MANUAL · SINGLE / DOUBLE MITER
SEMI-AUTO · SINGLE / DOUBLE MITER
FULLY-AUTO · SINGLE MITER

Scan Now



Video Online

WAY TRAIN

威全機械工業股份有限公司

WAY TRAIN INDUSTRIES CO., LTD.

No.1008, Hou Chuang Rd., Pei Tun District, Taichung, Taiwan

TEL: +886-4-2422-3291 | info@waytrain.com
FAX: +886-4-2422-7689 | www.waytrain.com



RL-460DSAR

Double Miter Cutting
雙角度鋸切



RL TYPE	RL系列	Page
RL-460DSAR		02
RL-560SSA		03
RL-560DSA		04
RL-650DSA		05
RL-650A		06
RL-810A		07

UE TYPE	UE系列	Page
UE-331DSA / DSAE		08
UE-460DSA		09
UE-460DSAE		10
UE-460DSAP		11
UE-530DSA		12

W TYPE	W系列	Page
W1318S		13
W1318SSA / SSAV		14

WS TYPE	WS系列	Page
WS-20		15
WS-20SA / SAV		16
WS-1318FA		17
WS-1824FA		18

WL TYPE	WL系列	Page
WL-500FA1		19-20

OPTIONAL ACCESSORIES	選配件	Page
腳架 Roller		21-22

特點

- 快降測料桿
- 油壓鋸帶張力
- 螢幕設定鋸切角度與自動轉向
- 變頻器控制鋸帶速度
- 虎鉗座自動移動位置
- 型鋼或板材鋸切-鋸帶5°斜角
- 虎鉗減壓閥 (選配)
- 油壓下壓裝置 (選配)

Feature

- Quickly down material feeler.
- Hydraulic blade tension.
- Set angle cutting (R/L45° L60°) on screen and auto-swiveling.
- Motor inverter control blade speed.
- Vise seat auto-movement.
- Blade tilt 5° for section steel or steel plate easy cutting.
- Vise pressure regulator (Option).
- Hydraulic vertical press vise (Option).

規格	Specification	RL-460DSAR
切割能力	Capacity (H X W)	90° ● 460 mm ■ 440 X 820 mm R/L 45° ● 460 mm ■ 420 X 550 mm R/L 60° ● 350 mm ■ 460 X 280 mm
鋸帶馬達	Blade Motor	5 HP (3.75 kW)
油壓馬達	Hydraulic Motor	2 HP (1.5 kW)
冷卻泵浦	Coolant Pump	1/6 HP (0.13 kW)
鋸帶尺寸	Blade Size	41 X 1.3 X 6185 mm
鋸帶速度	Blade Speed	25~86 mpm
油箱容量	Hydraulic Tank	33 L
水箱容量	Coolant Tank	140 L
工作臺面高度	Table Height	760 mm
裝箱尺寸	Packing Size	3610 X 1690 X 2150 mm
淨重/毛重	N.W. / G.W.	2100 kg / 2300 kg



■ 控制面板 Control Panel

RL-560SSA

Single Miter Cutting
單角度鋸切



特點

- 快降測料桿
- 油壓鋸帶張力
- 馬達傳動除屑鋼刷
- 變頻器控制鋸帶速度
- 鋸切初期噪音防止裝置
- 螢幕自動顯示故障原因
- 鋸帶導臂自動調整位置
- 油壓鑄鋼導塊夾緊裝置
- 型鋼或板材鋸切-鋸帶6.5°斜角
- 螢幕設定鋸切角度與自動轉向
- 伺服馬達轉動與油壓剎車定位
- 虎鉗減壓閥 (選配)

Feature

- Quickly down material feeler.
- Hydraulic blade tension.
- Motor driven chip brush.
- Motor inverter control blade speed.
- Cutting start noise abatement device.
- Abnormal warning showing on screen.
- Blade guide arm auto-moving.
- Hydraulic carbide guides device.
- Blade tilt 6.5° for section steel or steel plate easy cutting.
- Set angle cutting (R45°) on screen and auto-swiveling.
- Swiveling drive by servo motor and brake position by hydraulic rake.
- Vise pressure regulator (Option).

規格	Specification	RL-560SSA
切割能力	Capacity (H X W)	90° ●560 mm ■560 X 950 mm R 45° ●560 mm ■560 X 600 mm
鋸帶馬達	Blade Motor	7.5 HP (5.7 kW)
油壓馬達	Hydraulic Motor	2 HP (1.5 kW)
冷卻泵浦	Coolant Pump	1/4 HP (0.2 kW)
鋼刷馬達	Chip Brush Motor	60 W
鋸帶尺寸	Blade Size	41 X 1.3 X 7880 mm
鋸帶速度	Blade Speed	30~110 mpm
油箱容量	Hydraulic Tank	75 L
水箱容量	Coolant Tank	155 L
工作臺面高度	Table Height	830 mm
裝箱尺寸	Packing Size	4250 X 2100 X 2100 mm
淨重/毛重	N.W. / G.W.	4500 kg / 4700 kg



■ 控制面板 Control Panel

RL-560DSA

Double Miter Cutting
雙角度鋸切



特點

- 快降測料桿
- 油壓鋸帶張力
- 馬達傳動除屑鋼刷
- 變頻器控制鋸帶速度
- 鋸切初期噪音防止裝置
- 螢幕自動顯示故障原因
- 鋸帶導臂自動調整位置
- 油壓鑄鋼導塊夾緊裝置
- 型鋼或板材鋸切-鋸帶6.5°斜角
- 螢幕設定鋸切角度與自動轉向
- 伺服馬達轉動與油壓剎車定位
- 虎鉗減壓閥 (選配)

Feature

- Quickly down material feeler.
- Hydraulic blade tension.
- Motor driven chip brush.
- Motor inverter control blade speed.
- Cutting start noise abatement device.
- Abnormal warning showing on screen.
- Blade guide arm auto-moving.
- Hydraulic carbide guides device.
- Blade tilt 6.5° for section steel or steel plate easy cutting.
- Set angle cutting (R/L45° L60°) on screen and auto-swiveling.
- Swiveling drive by servo motor and brake position by hydraulic rake.
- Vise pressure regulator (Option).

規格	Specification	RL-560DSA
切割能力	Capacity (H X W)	90° ●560 mm ■560 X 950 mm R/L 45° ●560 mm ■560 X 600 mm L 60° ●400 mm ■560 X 400 mm
鋸帶馬達	Blade Motor	7.5 HP (5.7 kW)
油壓馬達	Hydraulic Motor	2 HP (1.5 kW)
冷卻泵浦	Coolant Pump	1/4 HP (0.2 kW)
鋼刷馬達	Chip Brush Motor	60 W
鋸帶尺寸	Blade Size	41 X 1.3 X 7880 mm
鋸帶速度	Blade Speed	30~110 mpm
油箱容量	Hydraulic Tank	75 L
水箱容量	Coolant Tank	155 L
工作臺面高度	Table Height	830 mm
裝箱尺寸	Packing Size	4250 X 2100 X 2100 mm
淨重/毛重	N.W. / G.W.	4500 kg / 4700 kg



■ 控制面板 Control Panel

RL-650DSA

Double Miter Cutting 雙角度鋸切



特點

- 快降測料桿
- 油壓鋸帶張力
- 馬達傳動除屑鋼刷
- 變頻器控制鋸帶速度
- 鋸切初期噪音防止裝置
- 螢幕自動顯示故障原因
- 鋸帶導臂自動調整位置
- 油壓鑄鋼導塊夾緊裝置
- 型鋼或板材鋸切-鋸帶6.5°斜角
- 螢幕設定鋸切角度與自動轉向
- 伺服馬達轉動與油壓剎車定位
- 虎鉗減壓閥 (選配)
- 油壓下壓裝置 (選配)

Feature

- Quickly down material feeler.
- Hydraulic blade tension.
- Motor driven chip brush.
- Motor inverter control blade speed.
- Cutting start noise abatement device.
- Abnormal warning showing on screen.
- Blade guide arm auto-moving.
- Hydraulic carbide guides device.
- Blade tilt 6.5° for section steel or steel plate easy cutting.
- Set angle cutting (R/L45° L60°) on screen and auto-swiveling.
- Swiveling drive by servo motor and brake position by hydraulic rake.
- Vise pressure regulator (Option).
- Hydraulic vertical press vise (Option).

規格	Specification	RL-650DSA
切割能力	Capacity (H X W)	90° ●650 mm ■ 650 X 1100 mm R/L 45° ●650 mm ■ 650 mm L 60° ●650 mm ■ 650 X 400 mm
鋸帶馬達	Blade Motor	10 HP (7.5 kW)
油壓馬達	Hydraulic Motor	3 HP (2.3 kW)
冷卻泵浦	Coolant Pump	1/4 HP (0.2 kW)
鋼刷馬達	Chip Brush Motor	60 W
鋸帶尺寸	Blade Size	54 X 1.6 X 8700 mm
鋸帶速度	Blade Speed	30~110 mpm
油箱容量	Hydraulic Tank	75 L
水箱容量	Coolant Tank	180 L
工作臺面高度	Table Height	830 mm
裝箱尺寸	Packing Size	4550 X 2270 X 2560 mm
淨重/毛重	N.W. / G.W.	5200 kg / 5400 kg



■ 控制面板 Control Panel

RL-650A



特點

- 快降測料桿
- 油壓鋸帶張力
- 馬達傳動除屑鋼刷
- 變頻器控制鋸帶速度
- 螢幕自動顯示故障原因
- 鋸切初期噪音防止裝置
- 油壓鑄鋼導塊夾緊裝置
- 鋸帶導臂自動調整位置
- 型鋼或板材鋸切-鋸帶6.5°斜角
- 虎鉗減壓閥 (選配)
- 油壓下壓裝置 (選配)

Feature

- Quickly down material feeler.
- Hydraulic blade tension.
- Motor driven chip brush.
- Motor inverter control blade speed.
- Abnormal warning showing on screen.
- Cutting start noise abatement device.
- Hydraulic carbide guides device.
- Blade guide arm auto-moving.
- Blade tilt 6.5° for section steel or steel plate easy cutting.
- Vise pressure regulator (Option).
- Hydraulic vertical press vise (Option).

規格	Specification	RL-650A
切割能力	Capacity (H X W)	90° ●650 mm ■ 650 X 1100 mm
鋸帶馬達	Blade Motor	10 HP (7.5 kW)
油壓馬達	Hydraulic Motor	3 HP (2.3 kW)
冷卻泵浦	Coolant Pump	1/4 HP (0.2 kW)
鋼刷馬達	Chip Brush Motor	60 W
鋸帶尺寸	Blade Size	54 X 1.6 X 8700 mm
鋸帶速度	Blade Speed	30~110 mpm
油箱容量	Hydraulic Tank	80 L
水箱容量	Coolant Tank	120 L
工作臺面高度	Table Height	830 mm
裝箱尺寸	Packing Size	4300 X 1510 X 2250 mm
淨重/毛重	N.W. / G.W.	4300 kg



■ 控制面板 Control Panel

RL-810A



特點

- 快降測料桿
- 油壓鋸帶張力
- 馬達傳動除屑鋼刷
- 變頻器控制鋸帶速度
- 螢幕自動顯示故障原因
- 鋸切初期噪音防止裝置
- 油壓鑄鋼導塊夾緊裝置
- 鋸帶導臂自動調整位置
- 型鋼或板材鋸切-鋸帶6.5°斜角
- 虎鉗減壓閥 (選配)
- 油壓下壓裝置 (選配)

Feature

- Quickly down material feeler.
- Hydraulic blade tension.
- Motor driven chip brush.
- Motor inverter control blade speed.
- Abnormal warning showing on screen.
- Cutting start noise abatement device.
- Hydraulic carbide guides device.
- Blade guide arm auto-moving.
- Blade tilt 6.5° for section steel or steel plate easy cutting.
- Vise pressure regulator (Option).
- Hydraulic vertical press vise (Option).


規格	Specification	RL-810A
切割能力	Capacity (H X W)	90° ● 800 mm ■ 800 X 1100 mm
鋸帶馬達	Blade Motor	15 HP (7.5 kW)
油壓馬達	Hydraulic Motor	3 HP (2.3 kW)
冷卻泵浦	Coolant Pump	1/4 HP (0.2 kW)
鋼刷馬達	Chip Brush Motor	60 W
鋸帶尺寸	Blade Size	54 X 1.6 X 9840 mm
鋸帶速度	Blade Speed	30~110 mpm
油箱容量	Hydraulic Tank	80 L
水箱容量	Coolant Tank	140 L
工作臺面高度	Table Height	830 mm
裝箱尺寸	Packing Size	4500 X 1600 X 2500 mm
淨重/毛重	N.W. / G.W.	5400 kg



■ 控制面板 Control Panel

UE-331DSAE / DSA

Double Miter Cutting
雙角度鋸切



特點

- 旋轉式操作箱
- 手動鋸帶張力
- 手轉無段變速
- 手動鋸弓轉角度
- 鋸帶速度顯示表
- 鋸帶輪傳動除屑鋼刷
- 異常指示燈 (DSA)
- 手動鋸弓高度設定 (DSAE)
- 控制面板上鋸弓高度設定 (DSA)
- 油壓下壓裝置 (選配)
- 雷射切割線裝置 (選配)
- 虎鉗減壓閥 (DSAE選配)

Feature

- Swiveling control box.
- Blade tension by manual.
- Variable speeds by manual.
- Angle cutting (R/L45° R/L 60°) by manual.
- Blade speed readout.
- Blade wheel driven chip brush.
- Abnormal warning lights (DSA).
- Set bow height by manual (DSAE).
- Set bow height on control panel (DSA).
- Hydraulic vertical press vise (Option).
- Laser cutting line devise (Option).
- Vise pressure regulator (DSAE Option).

規格	Specification	UE-331DSAE / DSA
切割能力	Capacity (H X W)	90° ● 331 mm ■ 320 X 485 mm R/L 45° ■ 260 X 510 mm R/L 60° ● 315 mm ■ 315 mm ● 215 mm ■ 195 X 315 mm
鋸帶馬達	Blade Motor	3 HP (2.3 kW)
油壓馬達	Hydraulic Motor	1 HP (0.75 kW)
冷卻泵浦	Coolant Pump	1/6 HP (0.13 kW)
鋸帶尺寸	Blade Size	34 X 1.1 X 4180 mm
鋸帶速度	Blade Speed	50HZ 26~80 mpm 60HZ 32~96 mpm
油箱容量	Hydraulic Tank	17 L
水箱容量	Coolant Tank	45 L
工作臺面高度	Table Height	800 mm
裝箱尺寸	Packing Size	2310 X 1060 X 1500 mm
淨重/毛重	N.W. / G.W.	835 kg / 950 kg (DSAE) 850 kg / 965 kg (DSA)



■ 可旋式控制面板(DSA)
Swiveling Control Panel(DSA)

UE-460DSA

Double Miter Cutting
雙角度鋸切



特點

- 異常指示燈
- 旋轉式操作箱
- 手動鋸帶張力
- 手轉無段變速
- 鋸帶速度顯示表
- 手動鋸弓轉角度
- 馬達傳動除屑鋼刷
- 控制面板上鋸弓高度設定
- 角度顯示裝置 (選配)
- 油壓鋸帶張力 (選配)
- 油壓下壓裝置 (選配)

Feature

- Abnormal warning lights.
- Swiveling control box.
- Blade tension by manual.
- Variable speeds by manual.
- Blade speed readout.
- Angle cutting (R/L45° R/L60°) by manual.
- Motor driven chip brush.
- Set bow height on control panel.
- Angle readout devise (Option).
- Hydraulic blade tension (Option).
- Hydraulic vertical press vise (Option).

規格	Specification	UE-460DSA
切割能力	Capacity (H X W)	90° ●460 mm ■440 X 600 mm R/L 45° ●445 mm ■445 mm R/L 60° ●295 mm ■295 mm
鋸帶馬達	Blade Motor	5 HP (3.75 kW)
油壓馬達	Hydraulic Motor	1 HP (0.75 kW)
冷卻泵浦	Coolant Pump	1/6 HP (0.13 kW)
鋼刷馬達	Chip Brush Motor	60 W
鋸帶尺寸	Blade Size	41 X 1.3 X 5330 mm
鋸帶速度	Blade Speed	30~91 mpm
油箱容量	Hydraulic Tank	31 L
水箱容量	Coolant Tank	71 L
工作臺面高度	Table Height	890 mm
裝箱尺寸	Packing Size	2830 X 1140 X 1870 mm
淨重/毛重	N.W. / G.W.	1320 kg / 1500 kg



■ 可旋式控制面板
Swiveling Control Panel

UE-460DSAE

Double Miter Cutting
雙角度鋸切



特點

- 旋轉式操作箱
- 手動鋸帶張力
- 手轉無段變速
- 手動鋸弓轉角度
- 鋸帶速度顯示表
- 手動鋸弓高度設定
- 馬達傳動除屑鋼刷
- 虎鉗減壓閥 (選配)
- 角度顯示裝置 (選配)
- 油壓鋸帶張力 (選配)
- 油壓下壓裝置 (選配)

Feature

- Swiveling control box.
- Blade tension by manual.
- Variable speeds by manual.
- Angle cutting (R/L45° R/L60°) by manual.
- Blade speed readout.
- Set bow height by manual.
- Motor driven chip brush.
- Vise pressure regulator (Option).
- Angle readout devise (Option).
- Hydraulic blade tension (Option).
- Hydraulic vertical press vise (Option).

規格	Specification	UE-460DSAE
切割能力	Capacity (H X W)	90° ●460 mm ■440 X 600 mm R/L 45° ●445 mm ■445 mm R/L 60° ●295 mm ■295 mm
鋸帶馬達	Blade Motor	5 HP (3.75 kW)
油壓馬達	Hydraulic Motor	1 HP (0.75 kW)
冷卻泵浦	Coolant Pump	1/6 HP (0.13 kW)
鋼刷馬達	Chip Brush Motor	60 W
鋸帶尺寸	Blade Size	41 X 1.3 X 5330 mm
鋸帶速度	Blade Speed	30~91 mpm
油箱容量	Hydraulic Tank	31 L
水箱容量	Coolant Tank	71 L
工作臺面高度	Table Height	890 mm
裝箱尺寸	Packing Size	2810 X 1130 X 1870 mm
淨重/毛重	N.W. / G.W.	1310 kg / 1470 kg



■ 控制面板 Control Panel

UE-460DSAEP / DSAP

Double Miter Cutting
雙角度鋸切



特點

- 異常指示燈 (DSAP)
- 旋轉式操作箱
- 手動鋸帶張力
- 手轉無段變速
- 手動鋸弓轉角度
- 鋸帶速度顯示表
- 馬達傳動除屑鋼刷
- 前後兩組手動進料滾輪
- 控制面板上鋸弓高度設定 (DSAEP)
- 虎鉗減壓閥 (DSAEP選配)
- 油壓鋸帶張力 (選配)
- 下壓裝置 (選配)

Feature

- Abnormal warning lights (DSAP).
- Swiveling control box.
- Blade tension by manual.
- Variable speeds by manual.
- Angle cutting (R/L45° R/L60°) by manual.
- Blade speed readout.
- Motor driven chip brush.
- Dual manual feeding rollers.
- Set bow height on control panel (DSAEP).
- Vise pressure regulator (DSAEP Option).
- Hydraulic blade tension (Option).
- Vertical press vise (Option).

規格	Specification	UE-460DSAEP / DSAP
切割能力	Capacity (H X W)	90° ●460 mm ■440 X 600 mm R/L 45° ●445 mm ■445 mm R 60° ●295 mm ■295 mm
鋸帶馬達	Blade Motor	5 HP (3.75 kW)
油壓馬達	Hydraulic Motor	1 HP (0.75 kW)
冷卻泵浦	Coolant Pump	1/6 HP (0.13 kW)
鋼刷馬達	Chip Brush Motor	60 W
鋸帶尺寸	Blade Size	41 X 1.3 X 5330 mm
鋸帶速度	Blade Speed	30~91 mpm
油箱容量	Hydraulic Tank	31 L
水箱容量	Coolant Tank	71 L
工作臺面高度	Table Height	890 mm
裝箱尺寸	Packing Size	2940 X 1670 X 1830 mm
淨重/毛重	N.W. / G.W.	1670 kg / 1830 kg



■ 可旋式控制面板(DSAP)
Swiveling Control Panel(DSAP)

UE-530DSA

Double Miter Cutting
雙角度鋸切



特點

- 虎鉗減壓閥
- 異常指示燈
- 油壓鋸帶張力
- 鋸帶速度顯示表
- 手動鋸弓轉角度
- 控制面板上鋸弓高度設定
- 馬達傳動除屑鋼刷
- 下壓裝置 (選配)

Feature

- Vise pressure regulator.
- Abnormal warning lights.
- Hydraulic blade tension.
- Blade speed readout.
- Angle cutting (R/L 60°) by manual.
- Set bow height on control panel.
- Motor driven chip brush.
- Vertical press vise (Option).

規格	Specification	UE-530DSA
切割能力	Capacity (H X W)	90° ●530 mm ■530 mm ■335 X 700 mm R/L 45° ●480 mm ■435 mm ■300 X 480 mm R/L 60° ●335 mm ■320 mm ■305 X 400 mm
鋸帶馬達	Blade Motor	7.5 HP (5.7 kW)
油壓馬達	Hydraulic Motor	1 HP (0.75 kW)
冷卻泵浦	Coolant Pump	1/6 HP (0.13 kW)
鋼刷馬達	Chip Brush Motor	60 W
鋸帶尺寸	Blade Size	41 X 1.3 X 6030 mm
鋸帶速度	Blade Speed	25~85 mpm
油箱容量	Hydraulic Tank	38 L
水箱容量	Coolant Tank	121 L
工作臺面高度	Table Height	923 mm
裝箱尺寸	Packing Size	3302 X 1135 X 2034 mm
淨重/毛重	N.W. / G.W.	1880 kg / 2048 kg



■ 可旋式控制面板
Swiveling Control Panel

W-1318S

Single Miter Cutting
單角度鋸切



特點

- 皮帶4段變速
- 手動鋸帶張力
- 鋸帶張力顯示表
- 手動轉角度正60°
- 手動快速虎鉗夾持
- 鋸弓下降速度控制閥
- 鋸帶輪傳動除屑鋼刷

Feature

- Step pulley four speeds.
- Blade tension by manual.
- Blade tension gauge.
- Angle setting (R60°) by manual.
- Quick action vise by manual.
- Bow down-feed control valve.
- Blade wheel driven chip brush.

規格	Specification	W1318S
切割能力	Capacity (H X W)	90° ● 330 mm ■ 330 X 450 mm R 45° ● 280 mm ■ 330 X 280 mm R 60° ● 160 mm ■ 250 X 160 mm
鋸帶馬達	Blade Motor	3 HP (2.3 kW) X 4P
冷卻泵浦	Coolant Pump	1/8 HP (0.1 kW)
鋸帶尺寸	Blade Size	27 X 0.9 X 4130 mm
鋸帶速度	Blade Speed	28 / 42 / 60 / 78 mpm
油箱容量	Hydraulic Tank	22 L
水箱容量	Coolant Tank	34 L
工作臺面高度	Table Height	780 mm
裝箱尺寸	Packing Size	2110 X 940 X 1595 mm / 1665 X 850 X 600 mm
淨重/毛重	N.W. / G.W.	850 kg / 970 kg



■ 控制面板 Control Panel

W-1318SSA / SSAV

Single Miter Cutting
單角度鋸切



特點

- 油壓虎鉗夾持
- 手動鋸帶張力
- 鋸帶張力顯示表
- 手動鋸弓轉角度
- 角度鋸切正60°
- 鋸帶輪傳動除屑鋼刷
- 鋸弓下降速度控制閥
- 皮帶4段變速 (SSA)
- 變頻無段變速 (SSAV)
- 鋸帶速度顯示表 (SSAV)

Feature

- Hydraulic vise clamping.
- Blade tension by manual.
- Blade tension gauge.
- Angle cutting (R60°) by manual.
- Blade wheel driven chip brush.
- Bow down-feed control valve.
- Step pulley four speeds (SSA).
- Variable speed by inverter (SSAV).
- Blade speed readout (SSAV).

規格	Specification	W-1318SSA / SSAV
切割能力	Capacity (H X W)	90° ● 330 mm ■ 330 X 450 mm R 45° ● 280 mm ■ 330 X 280 mm R 60° ● 160 mm ■ 250 X 160 mm
鋸帶馬達	Blade Motor	3 HP (2.3 kW) X 4P
油壓馬達	Hydraulic Motor	1/2 HP (0.38 kW)
冷卻泵浦	Coolant Pump	1/8 HP (0.1 kW)
鋸帶尺寸	Blade Size	27 X 0.9 X 4130 mm
鋸帶速度	Blade Speed	27~78 mpm (SSAV) ; 28 / 42 / 60 / 78 mpm (SSA)
油箱容量	Hydraulic Tank	22 L
水箱容量	Coolant Tank	34 L
工作臺面高度	Table Height	780 mm
裝箱尺寸	Packing Size	2240 X 940 X 1595 mm / 1665 X 850 X 600 mm
淨重/毛重	N.W. / G.W.	890 kg / 1030 kg



■ 控制面板 Control Panel

WS-20

Double Miter Cutting
雙角度鋸切



特點

- 抽屜式集屑槽
- 手動夾緊虎鉗
- 手動鋸弓抬昇
- 手動鋸帶張力
- 鋸帶張力顯示表
- 鋸帶速度顯示表
- 變頻器控制鋸帶速度
- 鋸帶輪傳動除屑鋼刷
- 手動鋸弓轉角度
- 正60°負45°雙角度鋸切

Feature

- Chip collection drawer.
- Vise clamping by manual.
- Manual lift saw bow up.
- Blade tension by manual.
- Blade tension gauge.
- Blade speed readout.
- Inverter controls blade speed.
- Blade wheel driven chip brush.
- Angle cutting (R/L45° R60°) by manual.

規格	Specification	WS-20
切割能力	Capacity (H X W)	90° ●330 mm ■330 X 460 mm R/L 45° ●305 mm ■330 X 270 mm R 60° ●215 mm ■315 X 195 mm
鋸帶馬達	Blade Motor	3 HP (2.3 kW) X 4P
冷卻泵浦	Coolant Pump	1/6 HP (0.13 kW)
鋸帶尺寸	Blade Size	34 X 1.1 X 4130 mm
鋸帶速度	Blade Speed	21~93 mpm
水箱容量	Coolant Tank	50 L
工作臺面高度	Table Height	835 mm
裝箱尺寸	Packing Size	2270 X 900 X 1670 mm
淨重/毛重	N.W. / G.W.	814 kg / 920 kg



■ 控制面板 Control Panel

WS-20 SA / SAV

Double Miter Cutting
雙角度鋸切



特點

- 手動夾緊虎鉗 (SA)
- 油壓虎鉗夾持 (SAV)
- 抽屜式集屑槽
- 鋸帶張力顯示表
- 鋸帶速度顯示表
- 變頻器控制鋸帶速度
- 鋸帶輪傳動除屑鋼刷
- 手動鋸弓轉角度
- 正60°負45°雙角度鋸切

Feature

- Vise clamping by manual (SA).
- Hydraulic vise clamping (SAV).
- Chip collection drawer.
- Blade tension gauge.
- Blade speed readout.
- Inverter controls blade speed.
- Blade wheel driven chip brush.
- Angle cutting (R/L45° R60°) by manual.

規格	Specification	WS-20SA / SAV
切割能力	Capacity (H X W)	90° ●330 mm ■330 X 460 mm R/L 45° ●305 mm ■330 X 270 mm R 60° ●215 mm ■315 X 195 mm
鋸帶馬達	Blade Motor	3 HP (2.3 kW)
油壓馬達	Hydraulic Motor	1 HP (0.75 kW)
冷卻泵浦	Coolant Pump	1/6 HP (0.13 kW)
鋸帶尺寸	Blade Size	27 X 0.9 X 4130 mm
鋸帶速度	Blade Speed	21~93 mpm
油箱容量	Hydraulic Tank	23 L
水箱容量	Coolant Tank	50 L
工作臺面高度	Table Height	835 mm
裝箱尺寸	Packing Size	2270 X 900 X 1670 mm
淨重/毛重	N.W. / G.W.	834 kg / 940 kg (SA) 990 kg / 1090 kg (SAV)



■ 控制面板(SA)
Control Panel(SA)

WS-1318FA

Single Miter Cutting
單角度鋸切



特點

- 虎鉗減壓閥
- 觸控人機螢幕
- 滾輪送料台面
- 網切下壓裝置
- 送料長度譯碼器
- 自動油壓排屑機
- 手動鋸弓高度設定
- 鋸帶輪傳動除屑鋼刷
- 油壓鋸帶張力顯示表
- 變頻器控制鋸帶速度
- 手動鋸弓轉角度 (正45°)
- 10組鋸切長度數量設定

Feature

- Vise pressure regulator.
- Touch screen.
- Roller feeding table.
- Vertical press vise for bundle cutting.
- Feeding length encoder.
- Auto hydraulic chip conveyor.
- Set bow height by manual.
- Blade wheel driven chip brush.
- Hydraulic blade tension gauge.
- Inverter controls blade speed.
- Angle cutting (R45°) by manual.
- 10 jobs set cutting length and sets quantity.

規格	Specification	WS-1318FA
切割能力	Capacity (H X W)	90° ●330 mm ■330 X 410 mm
細切	Bundle Cutting	R 45° ●280 mm ■330 X 260 mm
最小鋸切長度	Minimum Cutting	300 X 410 mm
鋸帶馬達	Blade Motor	8 mm
油壓馬達	Hydraulic Motor	5 HP (3.75 kW)
冷卻泵浦	Coolant Motor	1/2 HP (0.38 kW)
鋸帶尺寸	Blade Size	1/8 HP (0.1 kW)
鋸帶速度	Blade Speed	27 X 0.9 X 4130 mm
油箱容量	Hydraulic Tank	30~85 mpm
水箱容量	Coolant Tank	28 L
送料行程	Single Stroke	85 L
工作臺面高度	Table Height	700 mm
裝箱尺寸	Packing Size	830 mm
淨重/毛重	N.W. / G.W.	2280 X 2190 X 1730 mm
		1400 kg / 1668 kg



■ 控制面板 Control Panel

WS-1824FA

Single Miter Cutting
單角度鋸切



特點

- 虎鉗減壓閥
- 觸控人機螢幕
- 滾輪送料台面
- 網切下壓裝置
- 送料長度譯碼器
- 自動油壓排屑機
- 手動鋸弓高度設定
- 鋸帶輪傳動除屑鋼刷
- 油壓鋸帶張力顯示表
- 變頻器控制鋸帶速度
- 手動鋸弓轉角度 (正45°)
- 10組鋸切長度數量設定

Feature


- Vise pressure regulator.
- Touch screen.
- Roller feeding table.
- Vertical press vise for bundle cutting.
- Feeding length encoder.
- Auto hydraulic chip conveyor.
- Set bow height by manual.
- Blade wheel driven chip brush.
- Hydraulic blade tension gauge.
- Inverter controls blade speed.
- Angle cutting (R45°) by manual.
- 10 jobs set cutting length and sets quantity.

規格	Specification	WS-1824FA
切割能力	Capacity (H X W)	90° ●460 mm ■380 X 600 mm
細切	Bundle Cutting	R 45° ●380 mm ■380 mm
最小鋸切長度	Minimum Cutting	400 X 600 mm
鋸帶馬達	Blade Motor	8 mm
油壓馬達	Hydraulic Motor	5 HP (3.75 kW)
冷卻泵浦	Coolant Motor	1 HP (0.75 kW)
鋼刷馬達	Chip Brush Motor	1/6 HP (0.13 kW)
鋸帶尺寸	Blade Size	60 W
鋸帶速度	Blade Speed	41 X 1.3 X 5330 mm
油箱容量	Hydraulic Tank	30~85 mpm
水箱容量	Coolant Tank	31 L
送料行程	Single Stroke	105 L
工作臺面高度	Table Height	700 mm
裝箱尺寸	Packing Size	925 mm
淨重/毛重	N.W. / G.W.	2750 X 2270 X 1950 mm
		2150 kg / 2465 kg



■ 控制面板 Control Panel

WL-500FA1




特點


- 人機操作面板
- 異常信息自動顯示
- 十組鋸切記憶儲存設定
- 伺服馬達送料裝置
- 鋸弓線性滑軌升降
- 磁性尺精密計算鋸弓升降高度
- 採用斜齒式減速機
- 變頻器控制鋸帶速度
- 特殊虎鉗交叉模設計，方便鋸切打包好之菱形整捆鐵管

Feature

- Human-machine interface control panel.
- Notifications of malfunction diagnosing.
- Can save 10 cutting presets memory.
- Feeding vise by servo motor.
- Linear guides are used on saw-bow movement.
- To determine the accuracy of measure height by magnetic scale.
- The helical gear reducer.
- Inverter controls blade speed.
- The special designed vise can cut specialize in pipe bundle.



■ Cut specialize in pipe bundle



■ Linear guides

規格	Specification	WL-500FA1
切割能力	Capacity (H X W)	90° ●500 mm ■500 x 500 mm ▣500 x 600 mm
鋸帶尺寸	Blade Size	41 x 1.3 x 6060
鋸帶速度	Blade Speed	30~105 mpm
鋸帶馬達	Blade Motor	7.5 HP (5.7 kW)
油壓馬達	Hydraulic Motor	3 HP (2.3 kW)
冷卻泵浦	Coolant Motor	1/4 HP (0.2 kW)
油箱容量	Hydraulic Tank	83 L
水箱容量	Coolant Tank	145 L
工作臺面高度	Table Height	830 mm
單次行程長度	Feeding Stroke	700 mm
裝箱尺寸	Packing Size	3160 x 2300 x 2220 mm
淨重/毛重	N.W. / G.W.	4200 kg / 4560 kg

型號 Model	適用機種 Applicable models	圖示 Picture
PR-650	RL-460DSA UE-460DSA UE-460DSAE UE-460DSAP UE-460DSAEP UE-530DSA	
PR-1100T1	RL-560DSA RL-650A RL-650DSA RL-650DFA RL-810A	
LX-20G2	WS-1318FA	
LX-46G2	WS-1824FA	
UE-331T1	UE-331DSA UE-331DSAE	
UE-331T2		

型號 Model	適用機種 Applicable models	圖示 Picture
UE-460T1	UE-460DSA UE-460DSAE UE-460DSAP UE-460DSAEP	
UE-460T2		
UE-530T1	UE-530DSA	
UE-530T2		
WH-460T1	RL-460DSA	
WH-460T2		