



SINCE 1994[®]

ISO 9001

亞迪爾企業有限公司
IDEAL ENTERPRISE CO., LTD.

43450 台中市龍井區龍津里觀光路 250 巷 80 號
No.80, Ln. 250, Guanguang Rd., Longjing Dist.,
Taichung City 434, Taiwan
TEL: +886-4-2639-0721
FAX: +886-4-2630-3249
E-mail: ideal.hottip@msa.hinet.net
www.horight.com

昆山哈提波模具有限公司

江蘇省昆山市巴城鎮東昌路 36-1 號 3 號房
TEL: +286-512-50393922
FAX: +286-512-50393933

Hot Runner System for Plastic Injection Molding

亞迪爾專業熱澆道射出成型系統





ISO 9001

亞迪爾企業有限公司
IDEAL ENTERPRISE CO., LTD.

43450 台中市龍井區龍津里觀光路 250 巷 80 號
No.80, Ln. 250, Guanguang Rd., Longjing Dist.,
Taichung City 434, Taiwan
TEL: +886-4-2639-0721
FAX: +886-4-2630-3249
E-mail: ideal.hottip@msa.hinet.net
www.horight.com

昆山哈提波模具有限公司

江蘇省昆山市巴城鎮東昌路36-1號3號房
TEL: +286-512-50393922
FAX: +286-512-50393933

**Hot Runner System for
Plastic Injection Molding**

亞迪爾專業熱澆道射出成型系統

ISO 9001





品質 Quality • 服務 Service • 專業 Profession

Established in 1994, Ideal Enterprise Co., Ltd. specializes in R&D, design and manufacturing a wide range of hot runner system. Under the company's policy of "Consultancy; Design; Manufacturing; Service," Ideal is dedicated to pursue the new level of hot runner system technology. We constantly develop new products to help customers upgrading product quality, efficiency and accuracy for plastic injection molding. At Ideal, our design staff apply the advanced analysis software such as mold flow to design the hot runner systems. Each nozzle from Ideal is precision machined to ensure the best possible accuracy and surface roughness. If it does not meet the highest standard, it never leaves our factory. Insisting on quality is a tradition at Ideal, because we have a strong commitment to help out customers upgrading competitive edge.

Hot Runner System for Plastic Injection Molding

亞迪爾專業熱澆道射出成型系統

A Dependable Brand Name

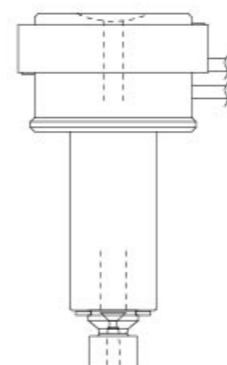
Approved by Domestic Stock-listed Companies

信賴的品牌、榮獲國內知名公司採用

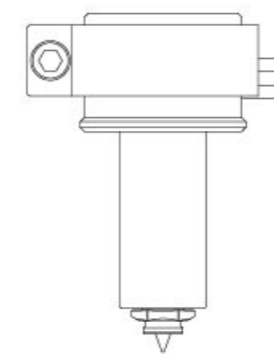
創立於1994年的亞迪爾企業有限公司，專業研發，設計，製造全系列灌嘴產品。在「專業諮詢，設計，製造，服務」的公司理念下，亞迪爾公司除了不斷鑽研熱澆道新技術，開發新產品，為客戶提升射出成型產品品質，效率與精密度。本公司採用先進的分析設計。每一個來自於亞迪爾的灌嘴都經過精密加工，無論是精度或表面粗糙度，都達到最高標準才出廠。堅持最佳品質是亞迪爾一貫的傳統，亞迪爾灌嘴產品為您提升競爭優勢。



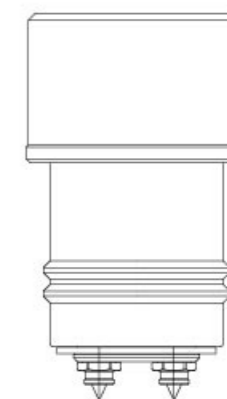
EHA-G 系列灌嘴
EHA-G SERIES NOZZLES



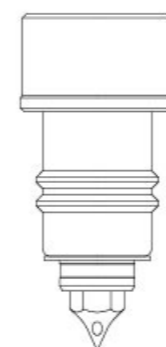
TEB 系列灌嘴
TEB SERIES NOZZLES



TMA 系列灌嘴
TMA SERIES NOZZLES



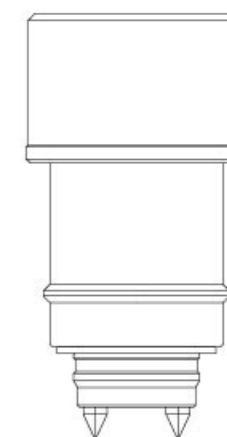
MRC 系列灌嘴
MRC SERIES NOZZLES



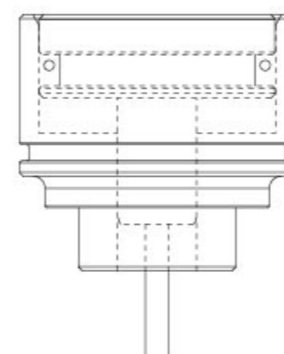
TEC 系列灌嘴
TEC SERIES NOZZLES



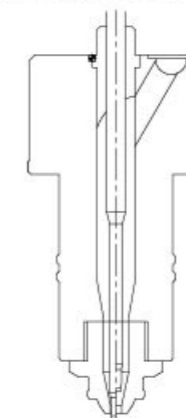
TMB 系列灌嘴
TMB NOZZLE SERIES



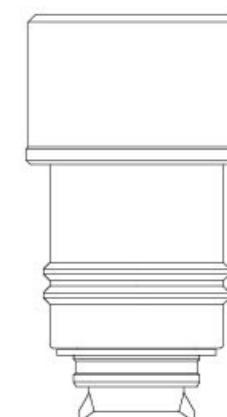
閥澆口氣壓缸
VALVE GATE CYLINDER



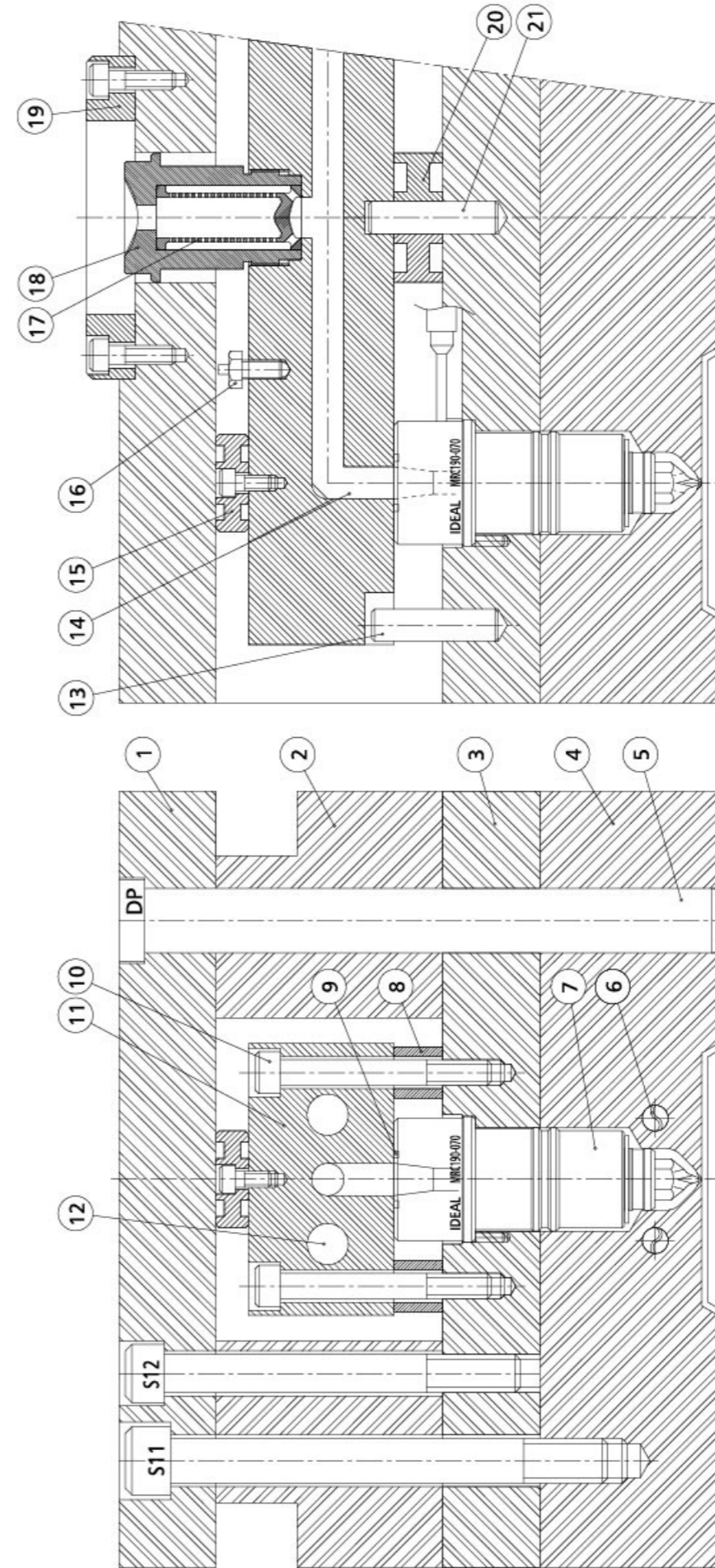
TEV 系列灌嘴
TEV SERIES NOZZLES



TMC 系列灌嘴
TMC SERIES NOZZLES



1. 熱澆道系統結構與應用 HOT RUNNER SYSTEM STRUCTURE AND APPLICATION	
熱澆道系統結構與名稱 HOT RUNNER SYSTEM STRUCTURE AND NAME	PAGE 1-01
灌點型式產生殘留形狀參考 GATE VESTIGE	PAGE 1-02
熱澆嘴使用建議值 NOZZLES SELECTION TABLE	PAGE 1-03
2. EHA-G 系列澆嘴 (澆嘴一體成型) EHA-G SERIES NOZZLES (INTEGRAL NOZZLES)	
澆嘴組立圖 NOZZLES ASSEMBLY DRAWING	PAGE 2-01
澆嘴規格表 NOZZLES STANDARD TABLE	PAGE 2-02
模具加工圖 MACHINING DRAWING	PAGE 2-03
3. MRC 系列澆嘴 MRC SERIES NOZZLES	
澆嘴家族表 NOZZLES FAMILY TABLE	PAGE 3-01
澆嘴組立圖 NOZZLES ASSEMBLY DRAWING	PAGE 3-02
澆嘴本體零件表 NOZZLES PART TABLE	PAGE 3-03
模具加工圖 MACHINING DRAWING	PAGE 3-04
4. TEB 系列澆嘴 TEB SERIES NOZZLES	
澆嘴家族表 NOZZLES FAMILY TABLE	PAGE 4-01
澆嘴組立圖 NOZZLES ASSEMBLY DRAWING	PAGE 4-02
TEB127 澆嘴 TEB 127 NOZZLES	PAGE 4-03
TEB160 澆嘴 TEB 160 NOZZLES	PAGE 4-08
5. TEC 系列澆嘴 TEC SERIES NOZZLES	
澆嘴家族表 NOZZLES FAMILY TABLE	PAGE 5-01
澆嘴組立圖 NOZZLES ASSEMBLY DRAWING	PAGE 5-02
澆嘴本體零件表 NOZZLES PART TABLE	PAGE 5-03
導料針, 導料套零件表 GATE INSERT, TIPS PART TABLE	PAGE 5-04
模具加工圖 MACHINING DRAWING	PAGE 5-05
6. TEV 系列澆嘴 (斜進閥澆口澆嘴) TEV SERIES NOZZLES (VALVE GATE)	PAGE 6-01
7. TMA 系列澆嘴 (多點組合式澆嘴) TMA SERIES NOZZLE S (MULTI-TIP)	PAGE 7-01
8. TMB 系列澆嘴 (多點一體式澆嘴) TMB SERIES NOZZLES (MULTI-TIP)	PAGE 8-01
9. TMC 系列澆嘴 (多點側面進膠澆嘴) TMC SERIES NOZZLES (MULTI-TIP SIDE GATING)	PAGE 9-01
10. 閥澆口氣壓缸 VALVE GATE CYLINDER	PAGE 10-01
11. 熱澆嘴感溫線, "O"型環 零件表 THERMOCOUPLE, O-RING	PAGE 11-01
12. 分流板感溫線 THERMOCOUPLE FOR MANIFOLD	PAGE 12-01
13. 棒狀加熱器 CARTRIDGE HEATER	PAGE 13-01
14. 分流板用可撓式加熱器 TUBULAR HEATER FOR MANIFOLD	PAGE 14-01
15. 分流板設計範例 MANIFOLD DESIGN EXAMPLE	
□ 型分流板 TYPE MANIFOLD	PAGE 15-01
熱澆道配線圖 HOT RUNNER CONNECTION	PAGE 15-04

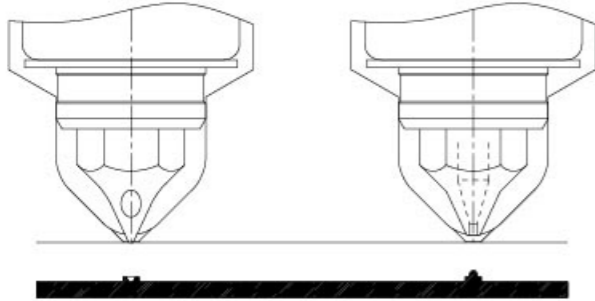


- | | |
|-----------|---------------------|
| 15. 上墊塊 | RISER PADS |
| 16. 感溫線 | THERMOCOUPLES |
| 17. 濾料器 | FILTER |
| 18. 中心澆嘴 | NOZZLE |
| 19. 定位環 | LOCATING RING |
| 20. 中心墊塊 | CENTER SUPPORT PADS |
| 21. 中心定位銷 | SET PIN |
-
- | | |
|---------------|-----------------|
| 8. 下墊塊 | SPACER RINGS |
| 9. 鋁合金 "O" 型環 | "O" RING |
| 10. 螺絲 | L.H.C.S |
| 11. 分流板 | MANIFOLD |
| 12. 電熱管孔 | HEATER HOLES |
| 13. 側邊定位銷 | SET PIN |
| 14. 熱澆道塑料孔 | HOT RUNNER HOLE |
-
- | | |
|----------|-----------------|
| 1. 上固定板 | TOP PLATE |
| 2. 間隔板 | SPACE PLATE |
| 3. 澆嘴固定板 | HOTTIP PLATE |
| 4. 母模板 | CAVITY PLATE |
| 5. 定位銷 | SET PIN |
| 6. 冷卻水路 | COOLING LINE |
| 7. 熱澆嘴 | HOT TIP BUSHING |

MRC 系列灌嘴 MRC SERIES NOZZLES

MP*

MO*



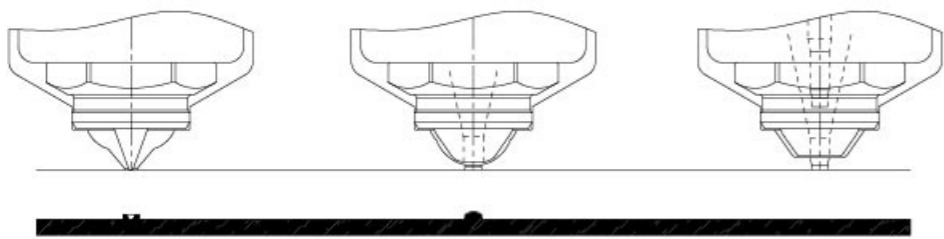
灌點型式產生殘留形狀參考
GATE VESTIGE

TEB, TEC 系列灌嘴 TEB, TEC SERIES NOZZLES

NP*

NO*

閥澆口 VALVE GATE
NV*

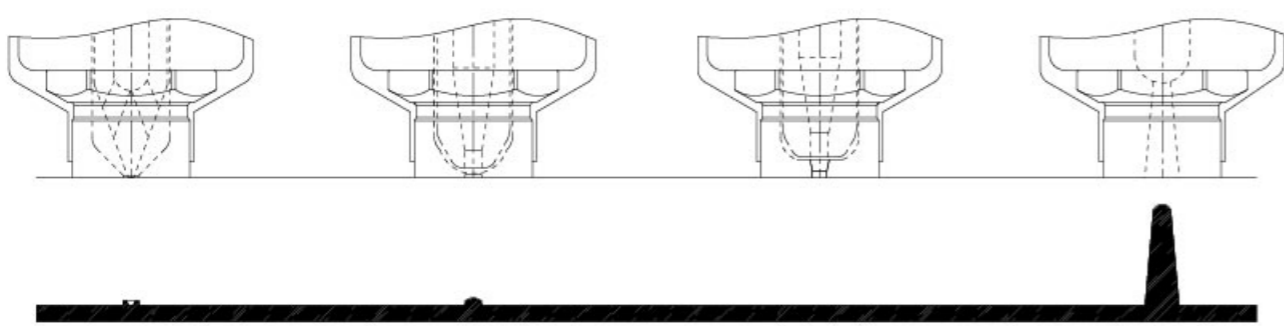


RP*

RO*

閥澆口 VALVE GATE
RV*

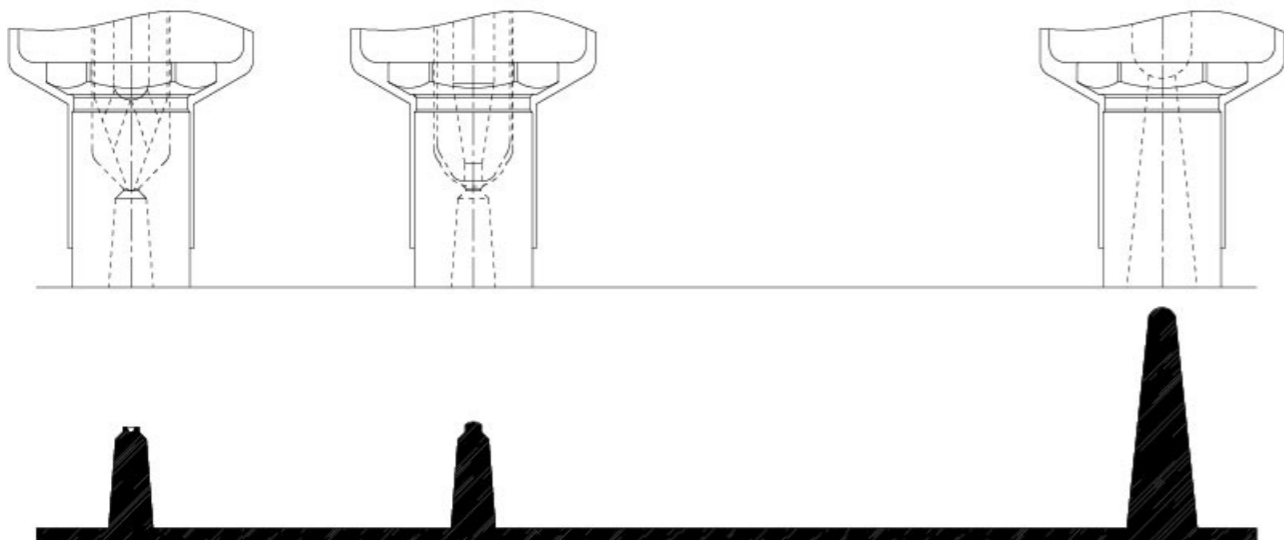
RSS



OP*

OO*

OSS

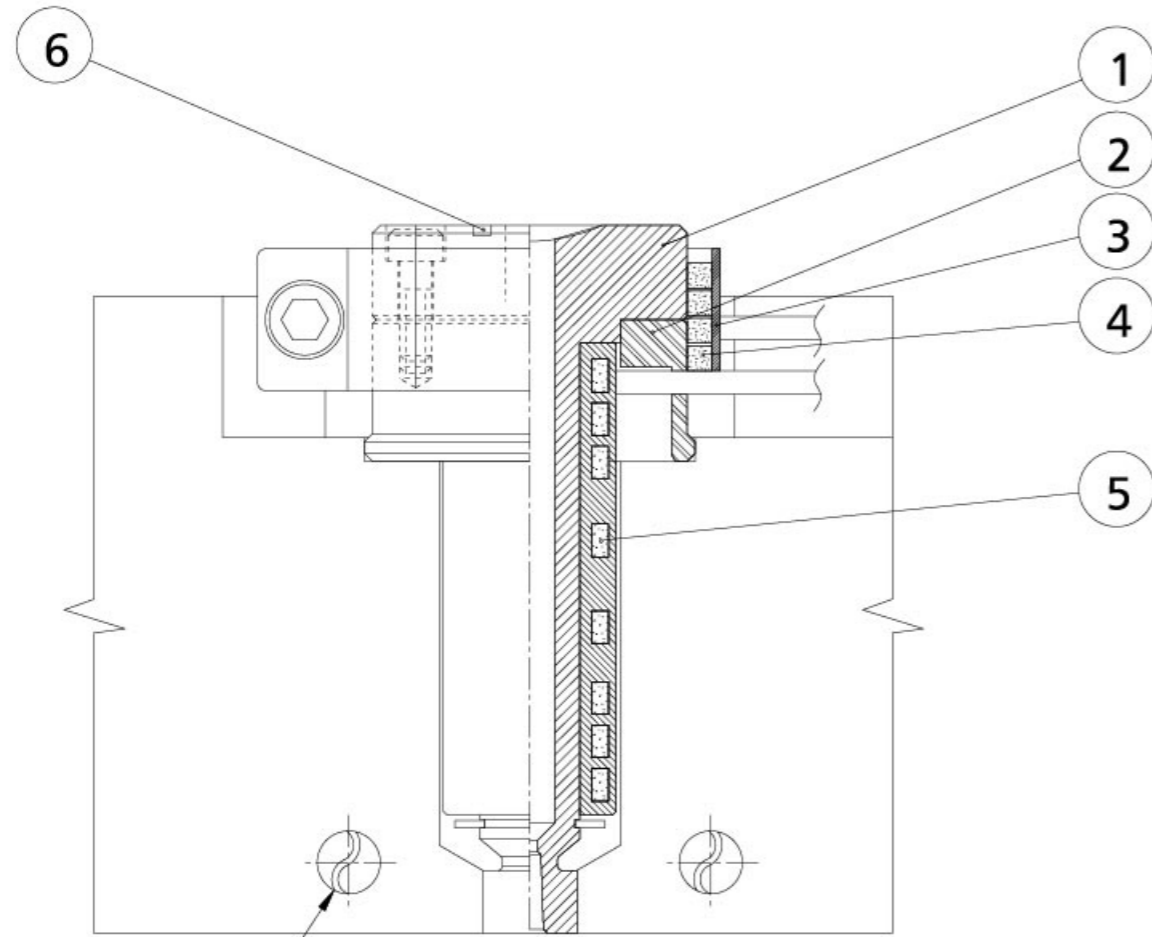


高流動性 HIGH VISCOSITY			中流動性 MEDIUM VISCOSITY			低流動性 LOW VISCOSITY		
PB	PE	EVA	ABS	AS		PA66	PBT	PC
PS	PP		CA	PA6	PMMA	PEEK	PET	PPE
			POM			PPO	PPS	PUR

熱澆嘴使用建議值
NOZZLES SELECTION TABLE

灌嘴型式 NOZZLES TYPE	灌點型式 GATE TYPE	規格 CODE	最大射出量 INJECTABLE VOLUMES (G)			換色 COLOR CHANGE ABILITY			
			高流動性	中流動性	低流動性	容易 EASY	普通 NORMAL	困難 HARD	
MRC	MP*	MRC100	12	8			○		
		MRC127	25	15			○		
		MRC160	100	70			○		
		MRC190	500	300			○		
		MRC240	1200	700			○		
		MRC320	3000	2000			○		
	TEB TEC	NP*	TEC100	9	6	3			○
			TEC127	25	15	8			○
			TEC160	100	70	35			○
			TEC190	400	250	150			○
			TEC240	1000	500	300			○
			TEC320	2500	1500	1100			○
TEV		NO*	TEC100	12	8	5	○		
			TEC127	30	20	10	○		
			TEC160	100	70	35	○		
			TEC190	400	250	150	○		
			TEC240	1000	500	300	○		
			TEC320	2500	1500	1100	○		
	RV*	TEC100	60	50	30	○			
		TEC160	100	70	35	○			
		TEC190	400	250	150	○			
		TEC240	1000	500	300	○			
		TEC320	2500	1500	1100	○			
		TEC380	4000	2500	1800	○			
EHA-G	RSS	TEC100	20	15	10	○			
		TEC127	60	50	30	○			
		TEC160	100	70	35	○			
		TEC190	400	250	150	○			
		TEC240	2000	1000	500	○			
		TEC320	3500	2000	1500	○			
	NV*	TEV160	100	70	35	○			
		TEV190	400	250	150	○			
		TEV240	1000	500	300	○			
		TEV320	2500	1500	1100	○			
		TEV380	4000	2500	1800	○			
					150	80	50	○	

灌嘴組立圖
NOZZLES ASSEMBLY DRAWING



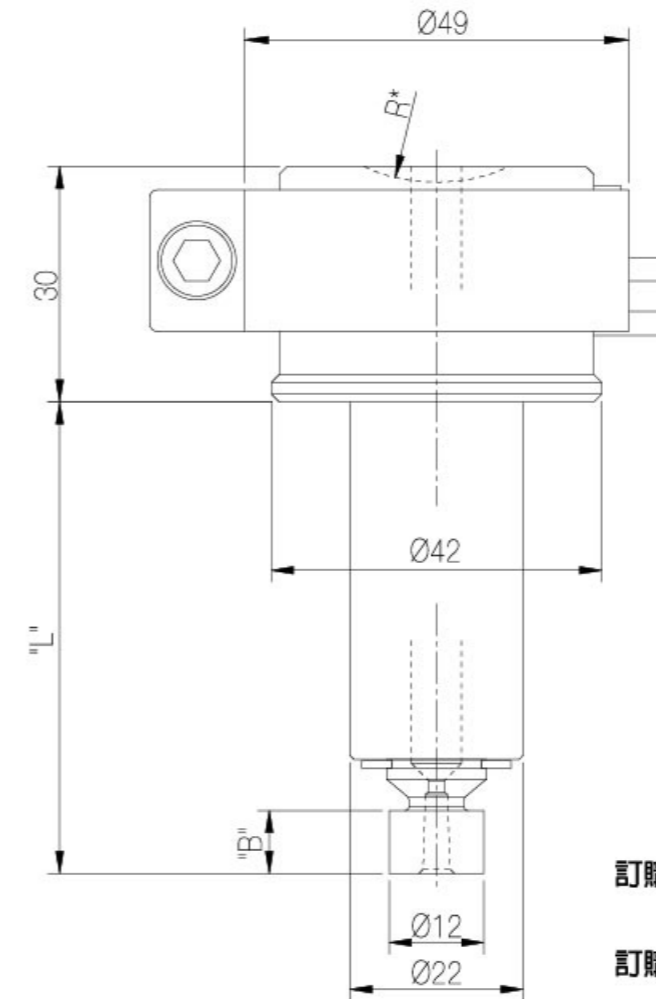
冷卻水孔
COOLING CHANNEL

頂次CODE	名稱 NAME	產品編號 PRODUCT CODE	備註 P.S.	訂購範例 ORDER EXAMPLE
1	灌嘴本體 NOZZLE	EHA-G***-P1		EHA-G060-P1
2	襯套 BUSH	EHA-G-P2		
3	束環 HEAD RING	HEADRING-40		
4	頭部加熱器 HEATER (HEAD)	CH400-012	線圈加熱器 COILED HEATER	
5	本體加熱器 HEATER (BODY)	JH127-***	鑄造加熱器 CAST HEATER	JH 127-060
6	"O" 型環 O-RING	RING-14		

工程塑料專用灌嘴 NOZZLES FOR ENGINEERING PLASTIC

當塑料為工程材料如PC,PA,PBT,PPS,PEEK...等

灌嘴規格表
NOZZLES STANDARD TABLE



灌嘴編號: EHA-G050 J R22
CODE:
灌嘴規格 NOZZLES CODE
射嘴R SINGLE CAVITY R
本體加熱器種類 HEATER TYPE
J鑄造加熱器 CAST HEATER
C線圈加熱器 COILED HEATER
T薄型加熱器 THIN HEATER

訂購範例: EHA-G050JR22
說明: L=50,鑄造加熱器,單點R=22,

訂購範例: EHA-G050JM
說明: L=50,鑄造加熱器,多穴用,

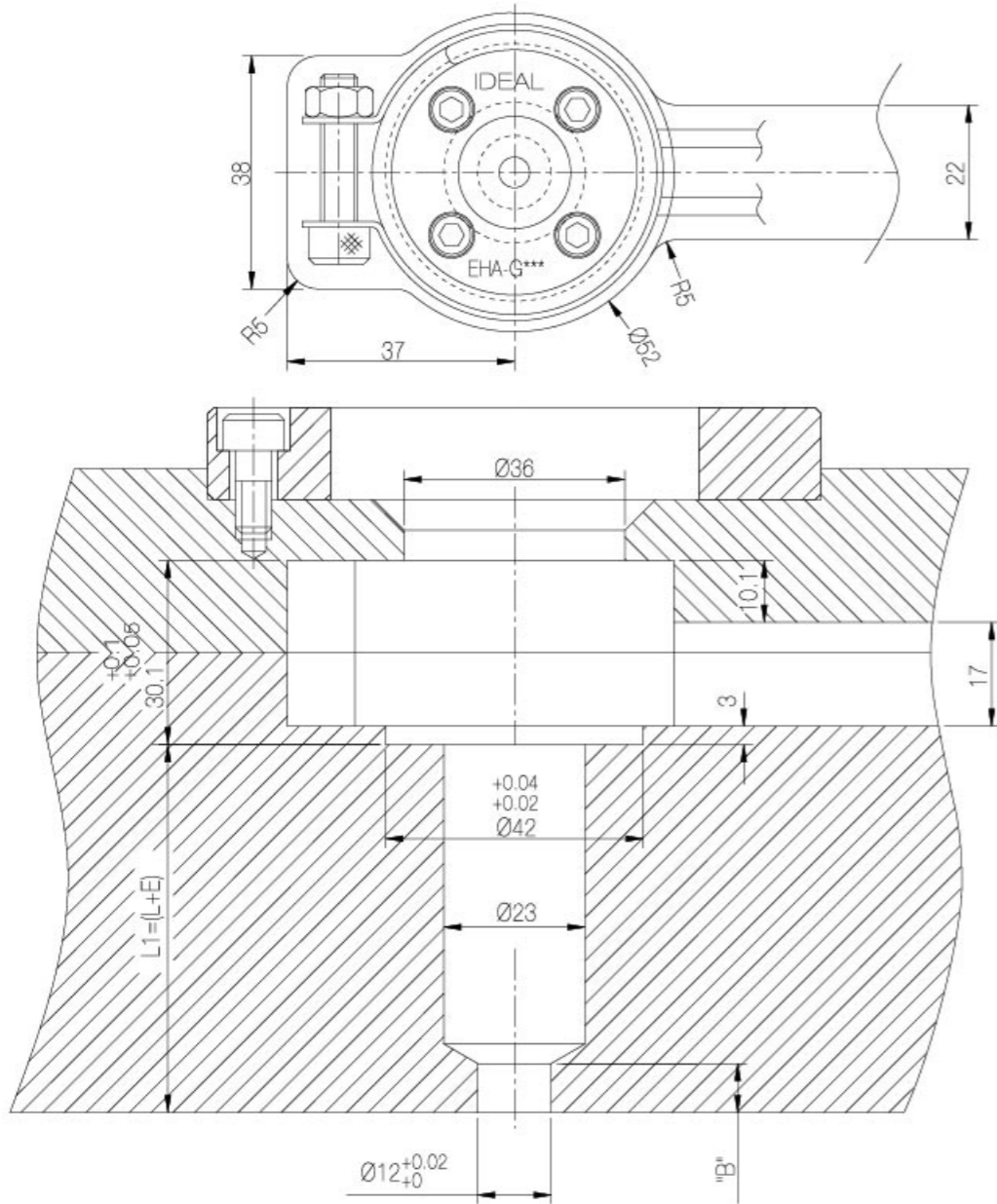
ORDER EXAMPLE: EHA-G050 JR22
EXPLAIN: L=50, CAST HEATER, SINGLE CAVITY R=22
ORDER EXAMPLE: EHA-G050 JM
EXPLAIN: L=50, CAST HEATER, MULTI CAVITY

灌嘴編號 NOZZLES CODE	"L"尺寸 "L" LENGTH	"B"尺寸 "B" LENGTH	電熱規格(本體) HEATER (BODY)	電熱規格(頭部) HEATER (HEAD)	熱膨脹200°-300°C THERMAL EXPANSION	單穴用 FOR SINGLE CAVITY	多穴用 FOR MULTI CAVITY
EHA-G050	50	8.0	JH127-050	CH400-012	0.12-0.18	R0 R22	O型環 O-RING RING-14
EHA-G060	60	8.0	JH127-060	CH400-012	0.14-0.22		
EHA-G070	70	8.0	JH127-070	CH400-012	0.17-0.25		
EHA-G080	80	8.0	JH127-080	CH400-012	0.19-0.29		
EHA-G090	90	8.0	JH127-090	CH400-012	0.22-0.32		
EHA-G100	100	8.0	JH127-100	CH400-012	0.24-0.36		
EHA-G120	120	8.0	JH127-120	CH400-012	0.30-0.45		
EHA-G***-E	"A"+5	13.0					

EHA-G 加工圖 (工程塑膠使用, 頭部外包加熱器)

EHA-G MACHINING DRAWING (FOR ENGINEERING PLASTIC, WITH EXTERNAL HEATER)

當塑料為工程材料如PC, PA, PBT, PPS, PEEK...等



$L1 = L + E$ (灌嘴L + 熱膨脹E)
 $E = L \times \text{加熱溫度}^{\circ}\text{C} \times 0.000012$

$L1 = L + E$ (NOZZLE L + THERMAL EXPANSION E)
 $E = L \times \text{NOZZLE TEMPERATURE}^{\circ}\text{C} \times 0.000012$

灌嘴編號 NOZZLES CODE	"L"尺寸 "L" LENGTH	"B"尺寸 "B" LENGTH	熱膨脹 ^{200°-300°C} THERMAL EXPANSION
EHA-G050	50	8	0.12-0.18
EHA-G060	60	8	0.14-0.22
EHA-G070	70	8	0.17-0.25
EHA-G080	80	8	0.19-0.29
EHA-G090	90	8	0.22-0.32
EHA-G100	100	8	0.24-0.36
EHA-G120	120	8	0.30-0.45
EHA-G***-E	"A"+5	13	

灌嘴家族表
NOZZLES FAMILY TABLE

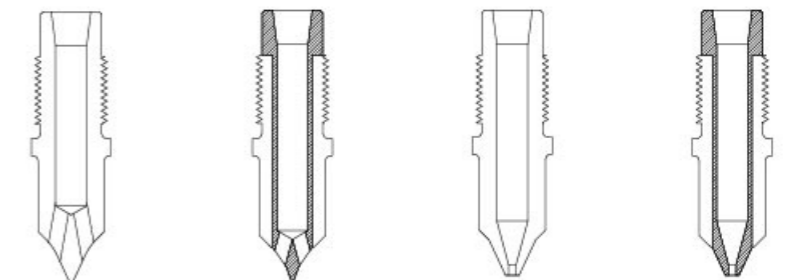


灌嘴編號: MRC190-070 J R20 - ***
CODE:

灌嘴規格 NOZZLES CODE	射嘴 多穴 R SINGLE CAVITY M MULTI CAVITY	灌點型式 GATE TYPE
本體加熱器種類 HEATER TYPE	J 鑄造加熱器 CAST HEATER	C 線圈加熱器 COILED HEATER
	T 薄型加熱器 THIN HEATER	

MRC 系列 MRC SERIES	L	導針鎖緊扭力 GATE INSERT TORSION kgf.cm
MRC100-044	44	150
MRC100-064	64	
MRC100-084	84	
MRC127-053	53	250
MRC127-063	63	
MRC127-073	73	
MRC127-083	83	
MRC127-093	93	
MRC127-103	103	
MRC127-123	123	
MRC160-056	56	300
MRC160-066	66	
MRC160-076	76	
MRC160-086	86	
MRC160-096	96	
MRC160-116	116	
MRC160-136	136	
MRC160-156	156	
MRC190-050	50	
MRC190-070	70	
MRC190-090	90	
MRC190-110	110	
MRC190-130	130	
MRC190-150	150	
MRC190-170	170	
MRC240-065	65	700
MRC240-085	85	
MRC240-105	105	
MRC240-125	125	
MRC240-145	145	
MRC240-165	165	
MRC240-185	185	850
MRC240-205	205	
MRC320-080	80	
MRC320-100	100	
MRC320-120	120	
MRC320-140	140	
MRC320-180	180	
MRC320-220	220	
MRC320-260	260	
MRC320-300	300	

MRC***-MPB MRC***-MPS MRC***-MPW MRC***-MOB MRC***-MOS MRC***-MOW



MRC ***- MPB	MRC ***- MOB	HRC 40°
MRC ***- MPS	MRC ***- MOS	HRC 52°
MRC ***- MPW	MRC ***- MOW	HRC 70°

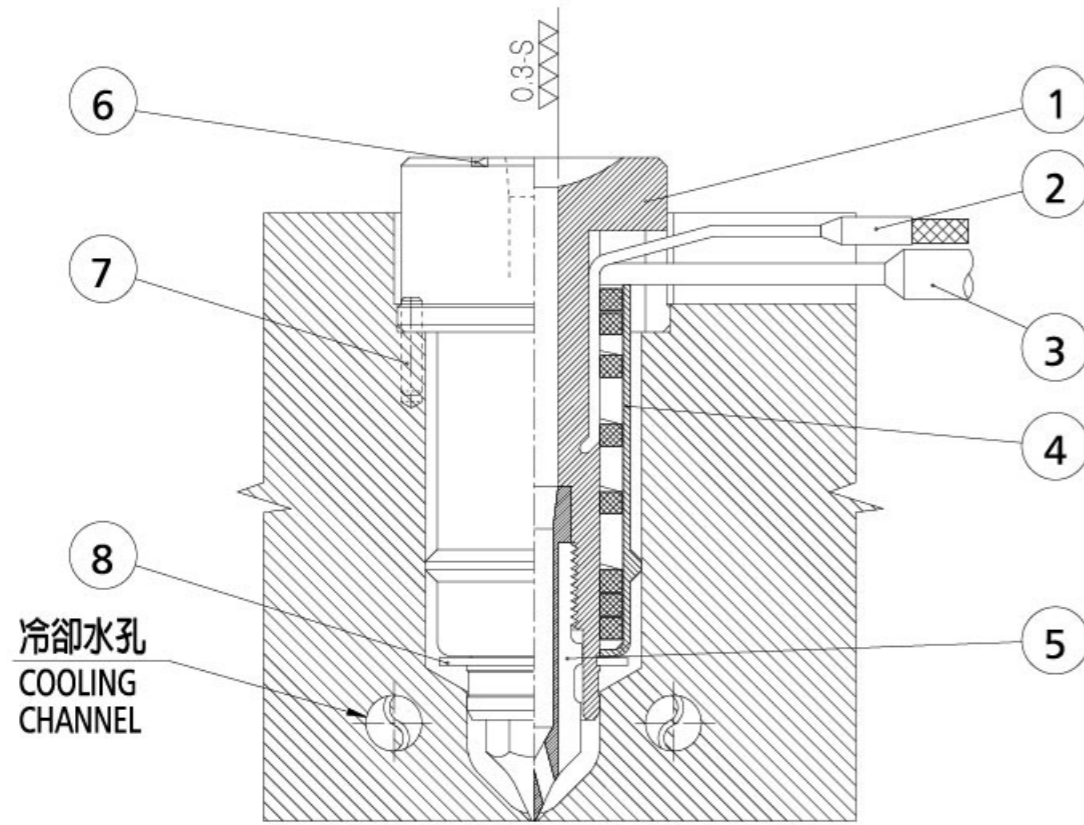
訂購範例: MRC190-070JR20-MPW
說明: MRC190系列, L=70, 鑄造加熱器, 單點R=20, 灌嘴出料部為HRC70°之MP型針點

訂購範例: MRC190-070JM-MPB
說明: MRC190系列, L=70, 鑄造加熱器, 多穴, 灌嘴出料部為HRC40°之MP型針點

ORDER EXAMPLE: MRC 190-070 JR20-MPW
EXPLAIN: MRC 190 SERIES, L = 70, CAST HEATER, SINGLE CAVITY R = 20, HRC 70° MP TYPE PINPOINT GATE

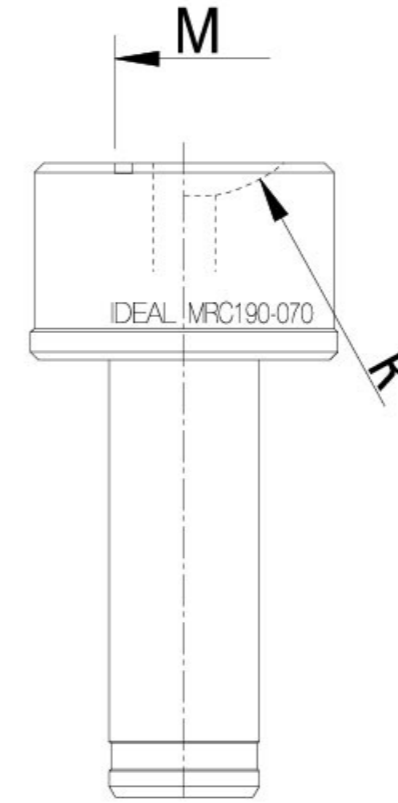
ORDER EXAMPLE: MRC 190-070JM-MPB
EXPLAIN: MRC 190 SERIES, L = 70, CAST HEATER, MULTI CAVITY, HRC40° MP TYPE PINPOINT GATE

灌嘴組立圖
NOZZLES ASSEMBLY DRAWING



項次 CODE	名稱 NAME	產品編號 PRODUCT CODE	備註 P.S.	訂購範例 ORDER EXAMPLE
1	灌嘴本體 NOZZLE	MRC ***-***-P1		MRC 160-066-P1
2	感溫線 THERMOCOUPLE	TCSJ 10***.**	Ø1.0 Type 'J'	TCSJ 10200-15
		TCSJ 16***.**	Ø1.6 Type 'J'	TCSJ 16200-15
3	加熱器 HEATER	MRC ***-***-P3CH	線圈加熱器 COILED HEATER	MRC 160-066-P3CH
		MRC ***-***-P3JH	鑄造加熱器 CAST HEATER	MRC 160-066-P3JH
		MRC ***-***-P3TH	薄型加熱器 THIN HEATER	MRC 160-066-P3TH
4	保護蓋 COVER	MRC ***-***-P4		MRC 160-066-P4
5	導料針 GATE INSERT	MRC ***-MPB	HRC 40°	MRC 160-MPB
		MRC ***-MPS	HRC 52°	MRC 160-MPS
		MRC ***-MPW	HRC 70°	MRC 160-MPW
6	"O" 型環 O-RING	RING -**		RING -17
7	定位銷 SET PIN			
8	扣環 BOLT RING	ER ***		ER 160

灌嘴本體零件表
NOZZLES PART TABLE



訂購範例: MRC190-070-P1R20
說明: L=70, 單點R20,

訂購範例: MRC190-070-P1M
說明: L=70, 多穴,

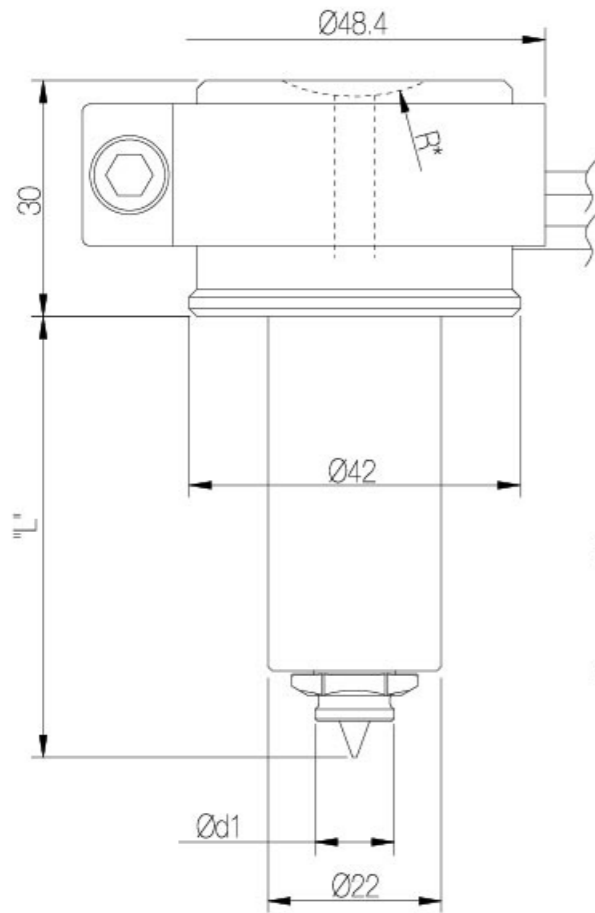
ORDER EXAMPLE: MRC190-070-P1R20
EXPLAIN: L = 70, SINGLE CAVITY R20

ORDER EXAMPLE: MRC190-070-P1M
EXPLAIN: L = 70, MULTI CAVITY

灌嘴本體編號 NOZZLES CODE

MRC100系列	MRC127系列	MRC160系列	MRC190系列	MRC240系列	MRC320系列
MRC100-044-P1					
	MRC127-053-P1	MRC160-056-P1	MRC190-050-P1		
MRC100-064-P1	MRC127-063-P1	MRC160-066-P1		MRC240-065-P1	
	MRC127-073-P1	MRC160-076-P1	MRC190-070-P1		
MRC100-084-P1	MRC127-083-P1	MRC160-086-P1		MRC240-085-P1	MRC320-080-P1
	MRC127-093-P1	MRC160-096-P1	MRC190-090-P1		
	MRC127-103-P1			MRC240-105-P1	MRC320-100-P1
		MRC160-116-P1	MRC190-110-P1		
	MRC127-123-P1			MRC240-125-P1	MRC320-120-P1
		MRC160-136-P1	MRC190-130-P1		
				MRC240-145-P1	MRC320-140-P1
		MRC160-156-P1	MRC190-150-P1		
			MRC190-170-P1	MRC240-165-P1	
				MRC240-185-P1	MRC320-180-P1
				MRC240-205-P1	
					MRC320-220-P1
					MRC320-260-P1
					MRC320-300-P1
MRC100 SERIES	MRC127 SERIES	MRC160 SERIES	MRC190 SERIES	MRC240 SERIES	MRC320 SERIES

灌嘴家族表
NOZZLES FAMILY TABLE



灌嘴編號: TEB127-046 J R22-***

CODE:

灌嘴規格 NOZZLES CODE	射嘴R 多穴M SINGLE CAVITY R MULTI CAVITY M	灌點型式 GATE TYPE
----------------------	---	-------------------

本體加熱器種類 HEATER TYPE	J 鑄造加熱器 CAST HEATER	C 線圈加熱器 COILED HEATER	T 薄型加熱器 THIN HEATER
------------------------	------------------------	--------------------------	------------------------

訂購範例: TEB127-046JR22-NPW

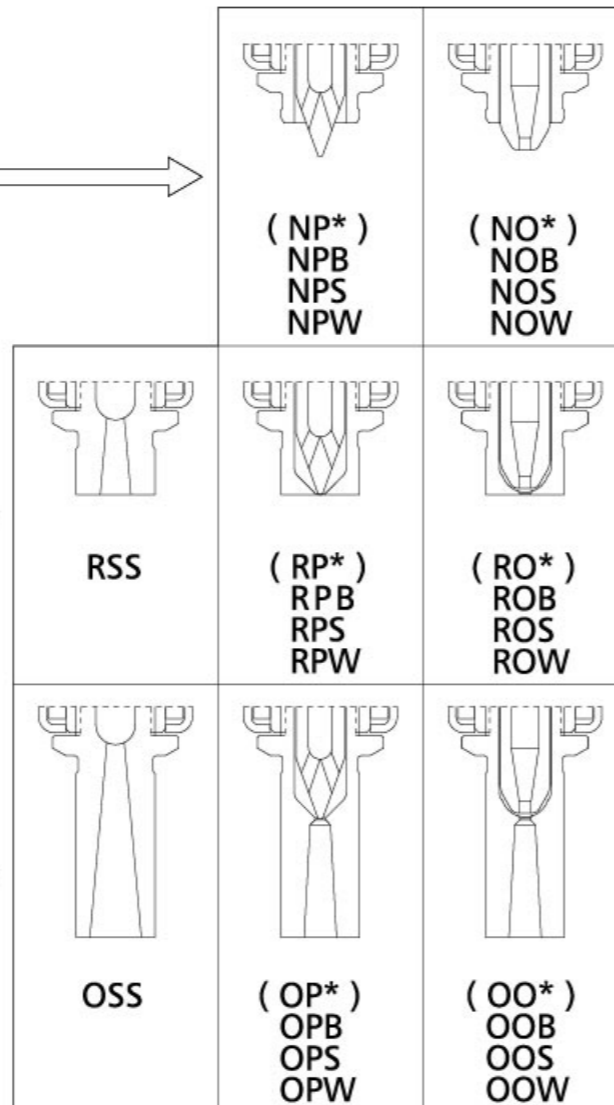
說明: TEB127系列, L=46, 鑄造加熱器, 單點R=22,
灌嘴出料部為HRC70°之NP型針點

ORDER EXAMPLE: TEB127-046JR22-NPW

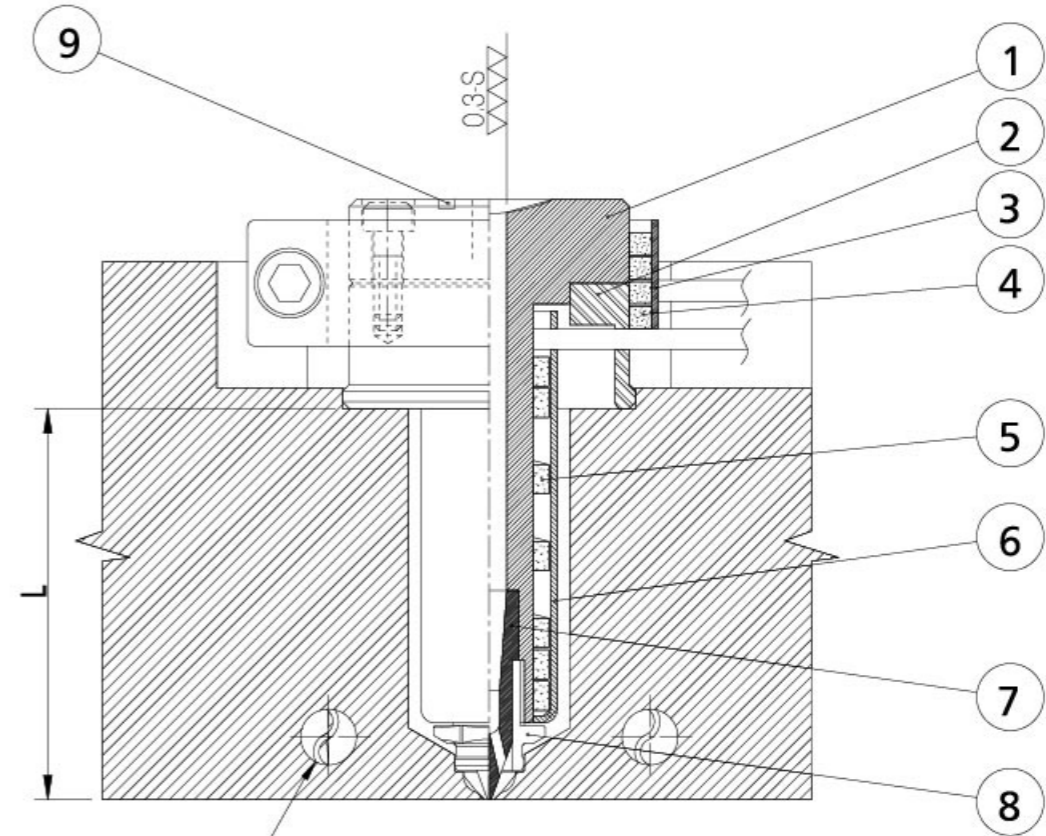
EXPLAIN: TEB127 SERIES, L = 46, CAST HEATER,
SINGLE CAVITY R = 22, GATE TYPE IS
HRC 70° NP TYPE PINPOINT GATE

** B	HRC 40°
** S	HRC 52°
** W	HRC 70°

TEB 系列 TEB SEIES	d1	L
TEB127-046	10	46
TEB127-056	10	56
TEB127-066	10	66
TEB127-076	10	76
TEB127-086	10	86
TEB127-096	10	96
TEB127-116	10	116
TEB160-046	12	46
TEB160-056	12	56
TEB160-066	12	66
TEB160-076	12	76
TEB160-086	12	86
TEB160-106	12	106
TEB160-126	12	126



灌嘴組立圖
NOZZLES ASSEMBLY DRAWING



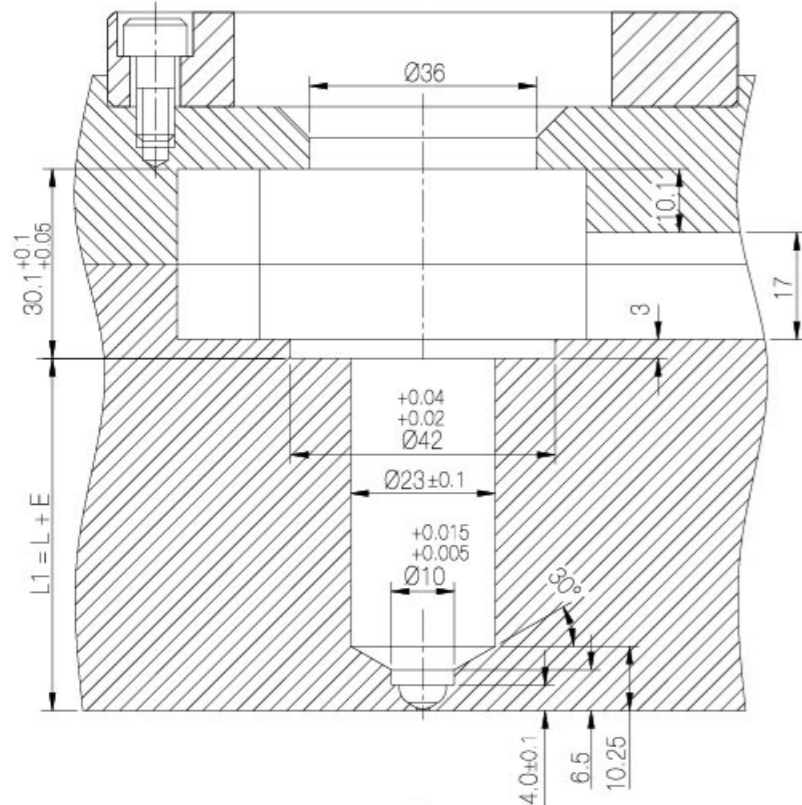
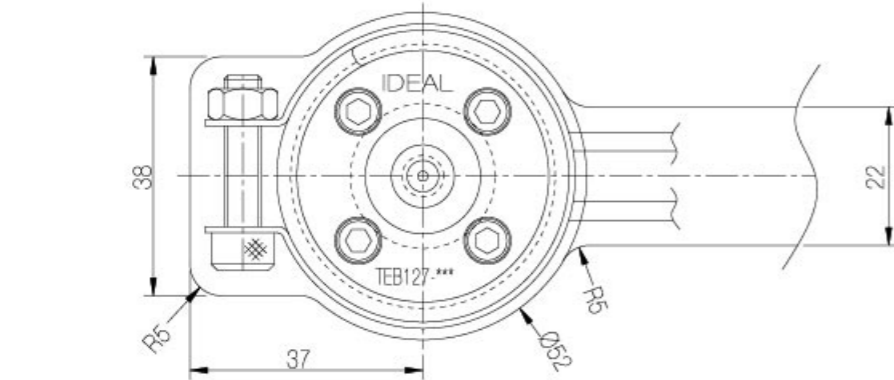
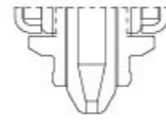
冷卻水孔
COOLING CHANNEL

項次 CODE	名稱 NAME	產品編號 PRODUCT CODE	備註 P.S.	訂購範例 ORDER EXAMPLE
1	灌嘴本體 NOZZLE	TEB ***-P1		TEB 127-076-P1
2	襯套 BUSH	TEB ***-P2		TEB 127-P2
3	束環 HEAD RING	HEADRING-40		
4	頭部加熱器 HEATER (HEAD)	CH400-012	線圈加熱器 COILED HEATER	
5	本體加熱器 HEATER (BODY)	TEB ***-P3CH	線圈加熱器 COILED HEATER	TEB 127-076-P3CH
		TEB ***-P3JH	鑄造加熱器 CAST HEATER	TEB 127-076-P3JH
		TEB ***-P3TH	薄型加熱器 THIN HEATER	TEB 127-076-P3TH
6	保護蓋 COVER	TEB ***-P6		TEB 127-076-P6
7	導料針 GATE INSERT	TEB ***-T*B	HRC 40°	TEB 127-T1B
		TEB ***-T*S	HRC 52°	TEB 127-T1S
		TEB ***-T*W	HRC 70°	TEB 127-T1W
8	導料套 TIP	TEB ***-C**		TEB 127-C0S
9	"O" 型環 O-RING	RING-14		

TEB127加工圖 (工程塑膠使用, 頭部外包加熱器)

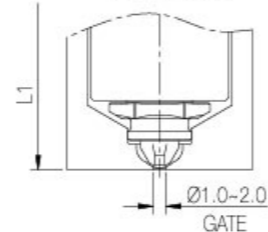
TEB127 MACHINING DRAWING (FOR ENGINEERING PLASTIC WITH EXTERNAL HEATER)
當塑料為工程材料如PC, PA, PBT, PPS, PEEK...等

NOB
NOS
NOW



TEB127-N* B	HRC 40°
TEB127-N* S	HRC 52°
TEB127-N* W	HRC 70°

TEB127-NOB
TEB127-NOS
TEB127-NOW

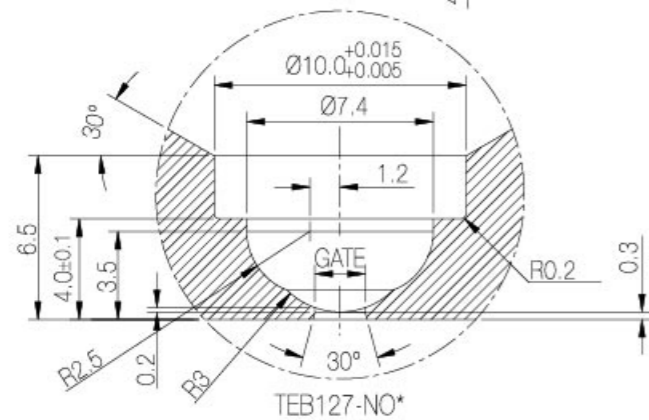


$L1 = L + E$ (灌嘴L + 熱膨脹E)

$E = L \times \text{加熱溫度}^{\circ\text{C}} \times 0.000012$

$L1 = L + E$ (NOZZLE L + THERMAL EXPANSION E)

$E = L \times \text{NOZZLE TEMPERATURE}^{\circ\text{C}} \times 0.000012$

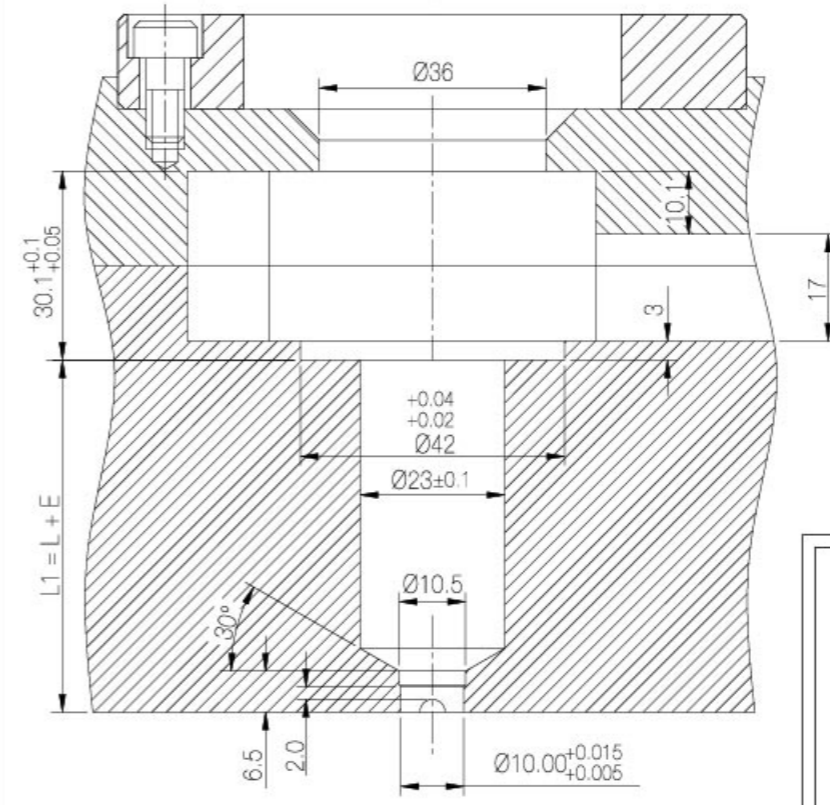
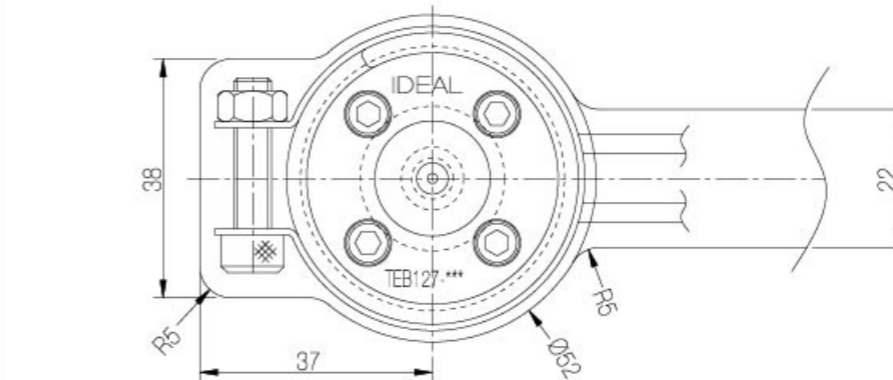


灌嘴編號 NOZZLES CODE	"L"尺寸 "L" LENGTH	單穴用 FOR SINGLE CAVITY
TEB127-046	46	RO R22
TEB127-056	56	
TEB127-066	66	
TEB127-076	76	
TEB127-086	86	
TEB127-096	96	
TEB127-116	116	

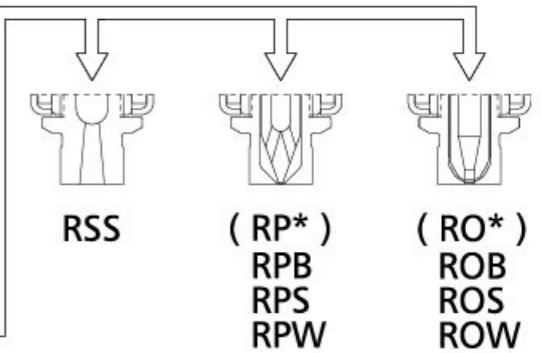
TEB127加工圖 (工程塑膠使用, 頭部外包加熱器)

TEB127 MACHINING DRAWING (FOR ENGINEERING PLASTIC WITH EXTERNAL HEATER)
當塑料為工程材料如PC, PA, PBT, PPS, PEEK...等

RSS
RP*
RO*



TEB127-R* B	HRC 40°
TEB127-R* S	HRC 52°
TEB127-R* W	HRC 70°



$L1 = L + E$ (灌嘴L + 熱膨脹E)

$E = L \times \text{加熱溫度}^{\circ\text{C}} \times 0.000012$

$L1 = L + E$ (NOZZLE L + THERMAL EXPANSION E)

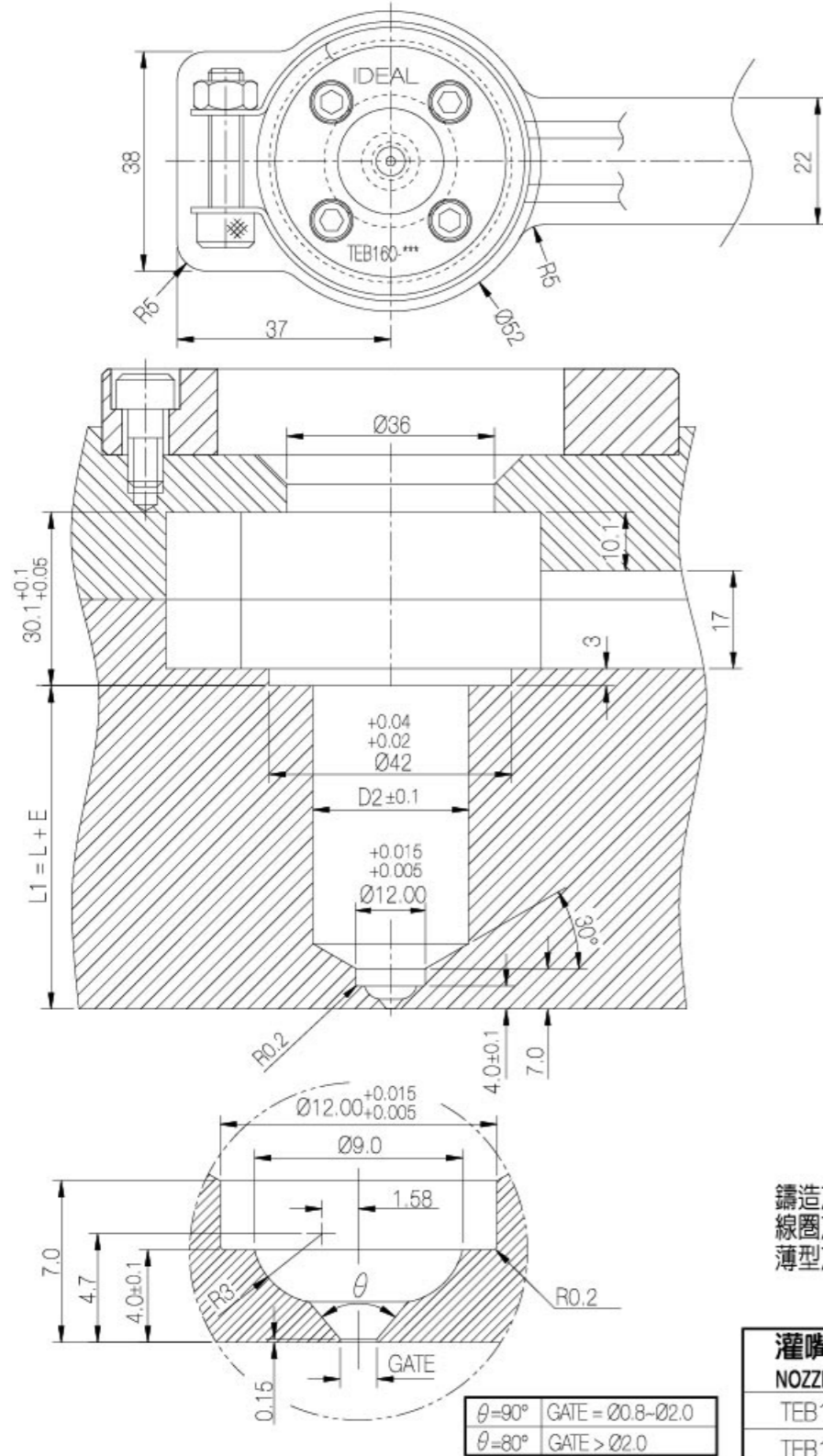
$E = L \times \text{NOZZLE TEMPERATURE}^{\circ\text{C}} \times 0.000012$

灌嘴編號 NOZZLES CODE	"L"尺寸 "L" LENGTH	單穴用 FOR SINGLE CAVITY
TEB127-046	46	RO R22
TEB127-056	56	
TEB127-066	66	
TEB127-076	76	
TEB127-086	86	
TEB127-096	96	
TEB127-116	116	

TEB160加工圖 (工程塑膠使用, 頭部外包加熱器)

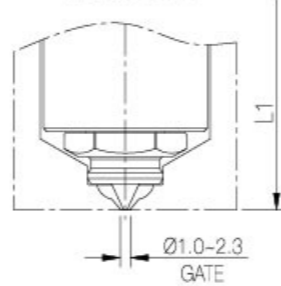
TEB160 MACHINING DRAWING (FOR ENGINEERING PLASTIC WITH EXTERNAL HEATER)
當塑料為工程材料如PC, PA, PBT, PPS, PEEK...等

NPB
NPS
NPW



TEB160-N* B	HRC 40°
TEB160-N* S	HRC 52°
TEB160-N* W	HRC 70°

TEB160-NPB
TEB160-NPS
TEB160-NPW



鑄造加熱器 CAST HEATER D2=Ø27
線圈加熱器 COILED HEATER D2=Ø27
薄型加熱器 THIN HEATER D2=Ø23

灌嘴編號 NOZZLES CODE	"L"尺寸 "L" LENGTH	單穴用 FOR SINGLE CAVITY
TEB160-046	46	R0 R22
TEB160-056	56	
TEB160-066	66	
TEB160-076	76	
TEB160-086	86	
TEB160-106	106	
TEB160-126	126	

$L1 = L + E$ (灌嘴L + 熱膨脹E)

$E = L \times \text{加熱溫度}^{\circ\text{C}} \times 0.000012$

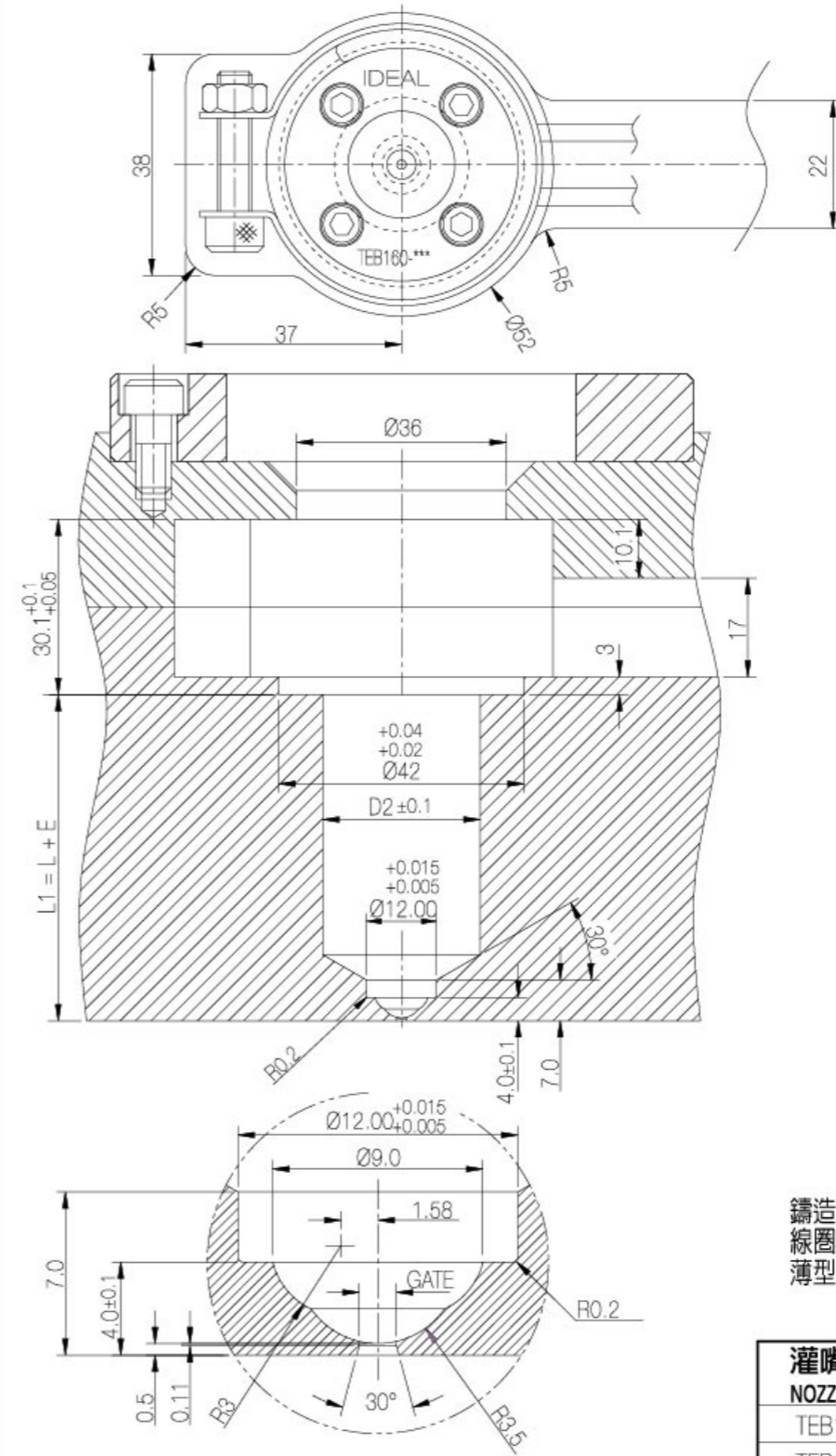
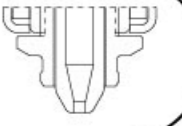
$L1 = L + E$ (NOZZLE L + THERMAL EXPANSION E)

$E = L \times \text{NOZZLE TEMPERATURE}^{\circ\text{C}} \times 0.000012$

TEB160加工圖 (工程塑膠使用, 頭部外包加熱器)

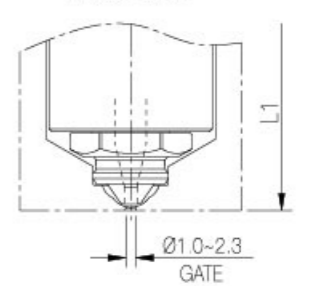
TEB160 MACHINING DRAWING (FOR ENGINEERING PLASTIC WITH EXTERNAL HEATER)
當塑料為工程材料如PC, PA, PBT, PPS, PEEK...等

NOB
NOS
NOW



TEB160-N* B	HRC 40°
TEB160-N* S	HRC 52°
TEB160-N* W	HRC 70°

TEB160-NOB
TEB160-NOS
TEB160-NOW



鑄造加熱器 CAST HEATER D2=Ø27
線圈加熱器 COILED HEATER D2=Ø27
薄型加熱器 THIN HEATER D2=Ø23

灌嘴編號 NOZZLES CODE	"L"尺寸 "L" LENGTH	單穴用 FOR SINGLE CAVITY
TEB160-046	46	R0 R22
TEB160-056	56	
TEB160-066	66	
TEB160-076	76	
TEB160-086	86	
TEB160-106	106	
TEB160-126	126	

$L1 = L + E$ (灌嘴L + 熱膨脹E)

$E = L \times \text{加熱溫度}^{\circ\text{C}} \times 0.000012$

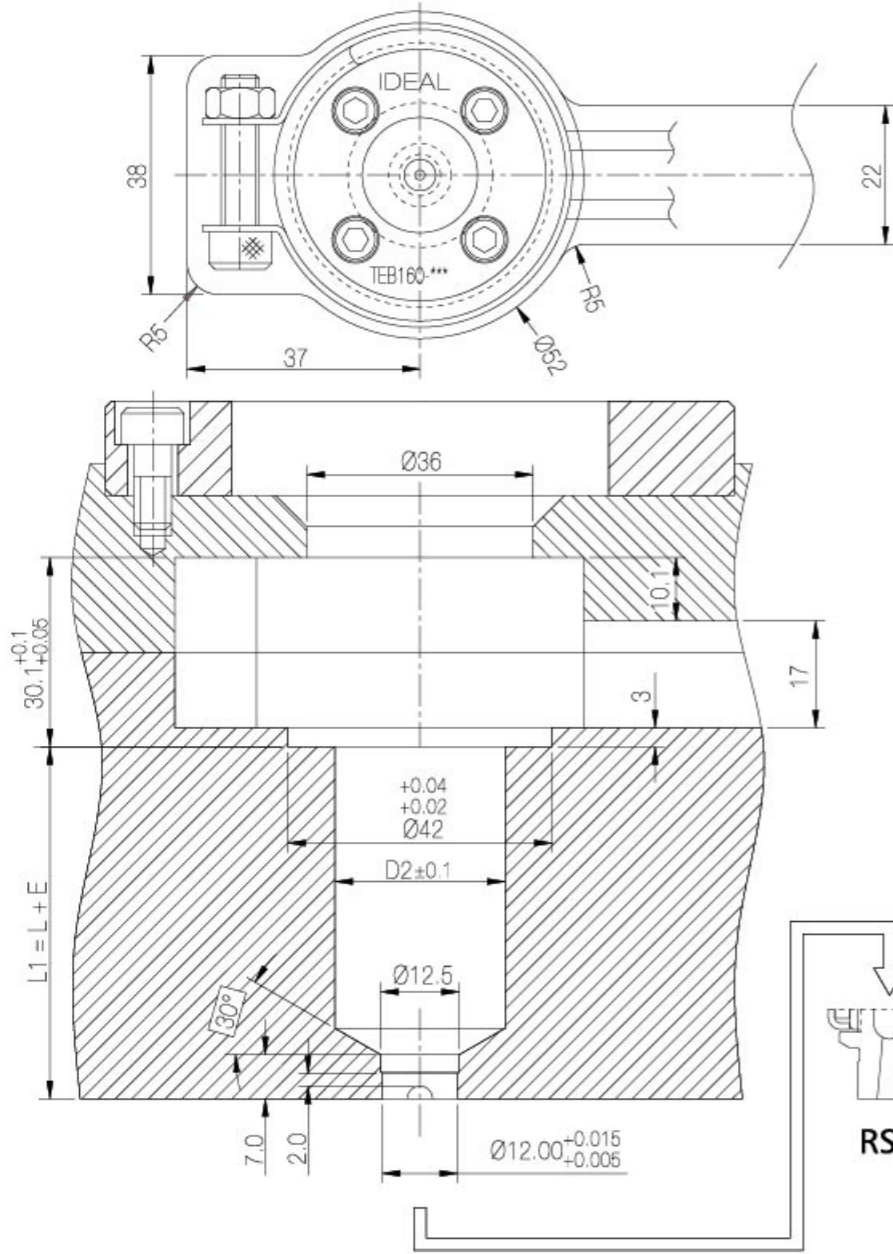
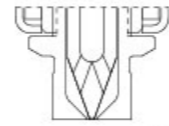
$L1 = L + E$ (NOZZLE L + THERMAL EXPANSION E)

$E = L \times \text{NOZZLE TEMPERATURE}^{\circ\text{C}} \times 0.000012$

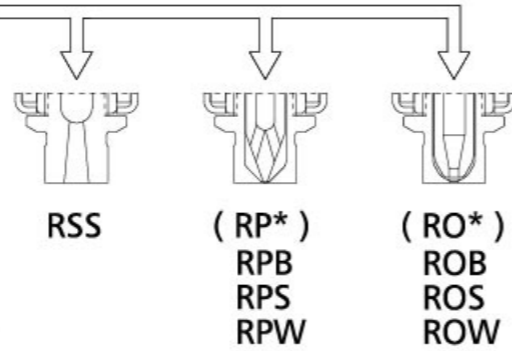
TEB160加工圖 (工程塑膠使用, 頭部外包加熱器)

TEB160 MACHINING DRAWING (FOR ENGINEERING PLASTIC WITH EXTERNAL HEATER)
當塑料為工程材料如PC, PA, PBT, PPS, PEEK...等

RSS
RP*
RO*



TEB160-R* B	HRC 40°
TEB160-R* S	HRC 52°
TEB160-R* W	HRC 70°



鑄造加熱器 CAST HEATER D2=Ø27
線圈加熱器 COILED HEATER D2=Ø27
薄型加熱器 THIN HEATER D2=Ø23

灌嘴編號 NOZZLES CODE	"L"尺寸 "L" LENGTH	單穴用 FOR SINGLE CAVITY
TEB160-046	46	RO R22
TEB160-056	56	
TEB160-066	66	
TEB160-076	76	
TEB160-086	86	
TEB160-106	106	
TEB160-126	126	

$L1 = L + E$ (灌嘴L + 熱膨脹E)

$E = L \times \text{加熱溫度}^{\circ\text{C}} \times 0.000012$

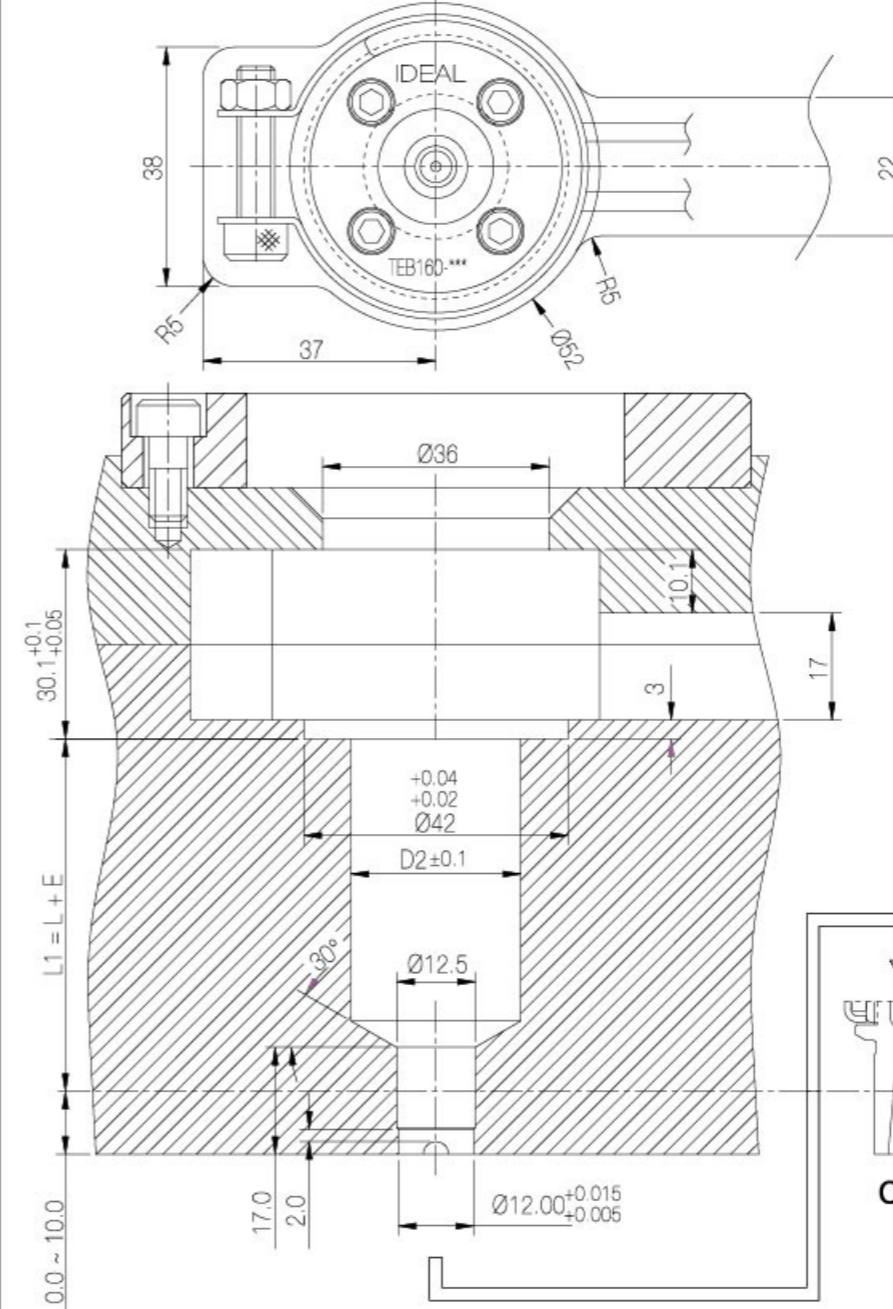
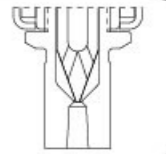
$L1 = L + E$ (NOZZLE L + THERMAL EXPANSION E)

$E = L \times \text{NOZZLE TEMPERATURE}^{\circ\text{C}} \times 0.000012$

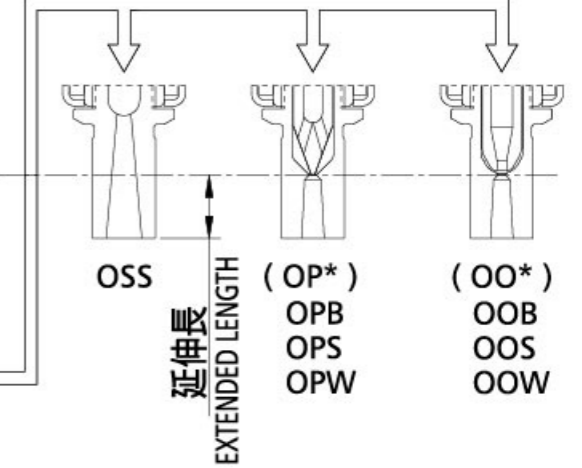
TEB160加工圖 (工程塑膠使用, 頭部外包加熱器)

TEB160 MACHINING DRAWING (FOR ENGINEERING PLASTIC WITH EXTERNAL HEATER)
當塑料為工程材料如PC, PA, PBT, PPS, PEEK...等

OSS
OP*
OO*



TEB160-O* B	HRC 40°
TEB160-O* S	HRC 52°
TEB160-O* W	HRC 70°



鑄造加熱器 CAST HEATER D2=Ø27
線圈加熱器 COILED HEATER D2=Ø27
薄型加熱器 THIN HEATER D2=Ø23

灌嘴編號 NOZZLES CODE	"L"尺寸 "L" LENGTH	單穴用 FOR SINGLE CAVITY
TEB160-046	46	RO R22
TEB160-056	56	
TEB160-066	66	
TEB160-076	76	
TEB160-086	86	
TEB160-106	106	
TEB160-126	126	

$L1 = L + E$ (灌嘴L + 熱膨脹E)

$E = L \times \text{加熱溫度}^{\circ\text{C}} \times 0.000012$

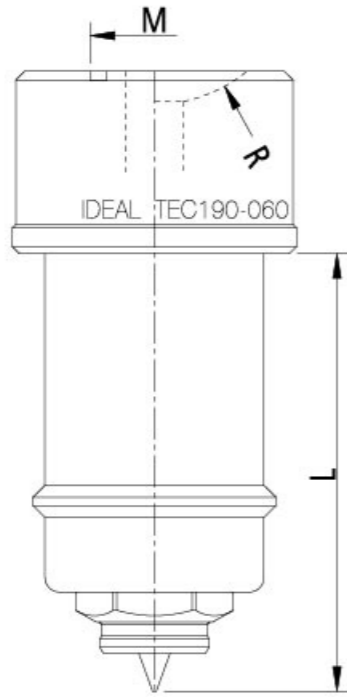
$L1 = L + E$ (NOZZLE L + THERMAL EXPANSION E)

$E = L \times \text{NOZZLE TEMPERATURE}^{\circ\text{C}} \times 0.000012$

灌嘴家族表
NOZZLES FAMILY TABLE

** B	HRC 40°
** S	HRC 52°
** W	HRC 70°

TEC 系列 TEC SERIES	L	導料針鎖緊扭力 GATE INSERT TORSION kgf.cm
TEC100-043	43	150
TEC100-063	63	
TEC100-083	83	
TEC127-050	50	250
TEC127-060	60	
TEC127-070	70	
TEC127-080	80	
TEC127-090	90	
TEC127-100	100	
TEC127-120	120	
TEC160-048	48	300
TEC160-058	58	
TEC160-068	68	
TEC160-078	78	
TEC160-088	88	
TEC160-108	108	
TEC160-128	128	
TEC190-040	40	500
TEC190-060	60	
TEC190-080	80	
TEC190-100	100	
TEC190-120	120	
TEC190-140	140	
TEC190-160	160	
TEC240-055	55	700
TEC240-075	75	
TEC240-095	95	
TEC240-115	115	
TEC240-135	135	
TEC240-155	155	
TEC240-175	175	
TEC240-195	195	
TEC320-090	90	850
TEC320-110	110	
TEC320-130	130	
TEC320-170	170	
TEC320-210	210	
TEC320-250	250	
TEC320-290	290	
TEC380-145	145	1000
TEC380-185	185	
TEC380-225	225	
TEC380-265	265	
TEC380-305	305	



灌嘴編號: MRC190-060 J R20 - ***

CODE:

灌嘴規格 NOZZLES CODE	射嘴R 多穴M	灌點型式 GATE TYPE
		SINGLE CAVITY R
		MULTI CAVITY M

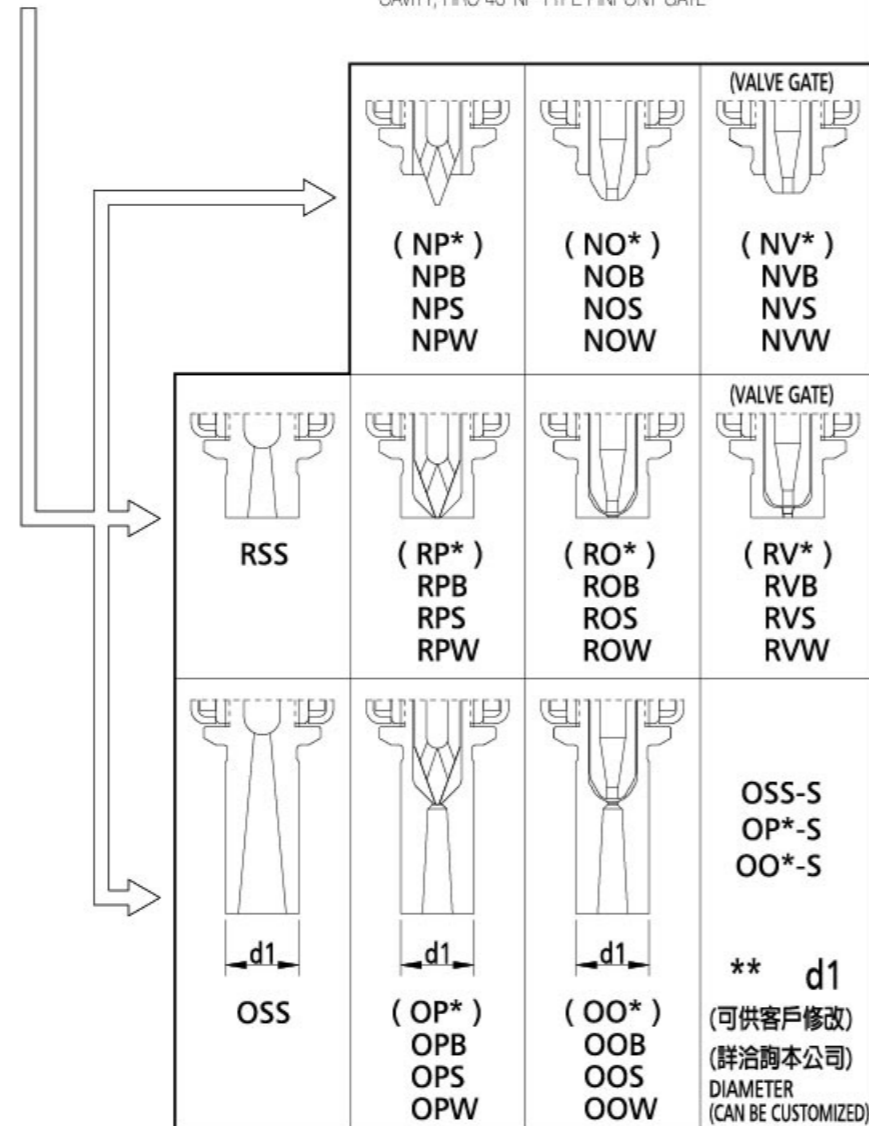
本體加熱器種類 HEATER TYPE
J 鑄造加熱器 CAST HEATER
C 線圈加熱器 COILED HEATER
T 薄型加熱器 THIN HEATER

訂購範例: TEC190-060JR20-NPW
說明: TEC190系列, L=60, 鑄造加熱器, 單點R=20, 灌嘴出料部為-HRC70°之NP型針點

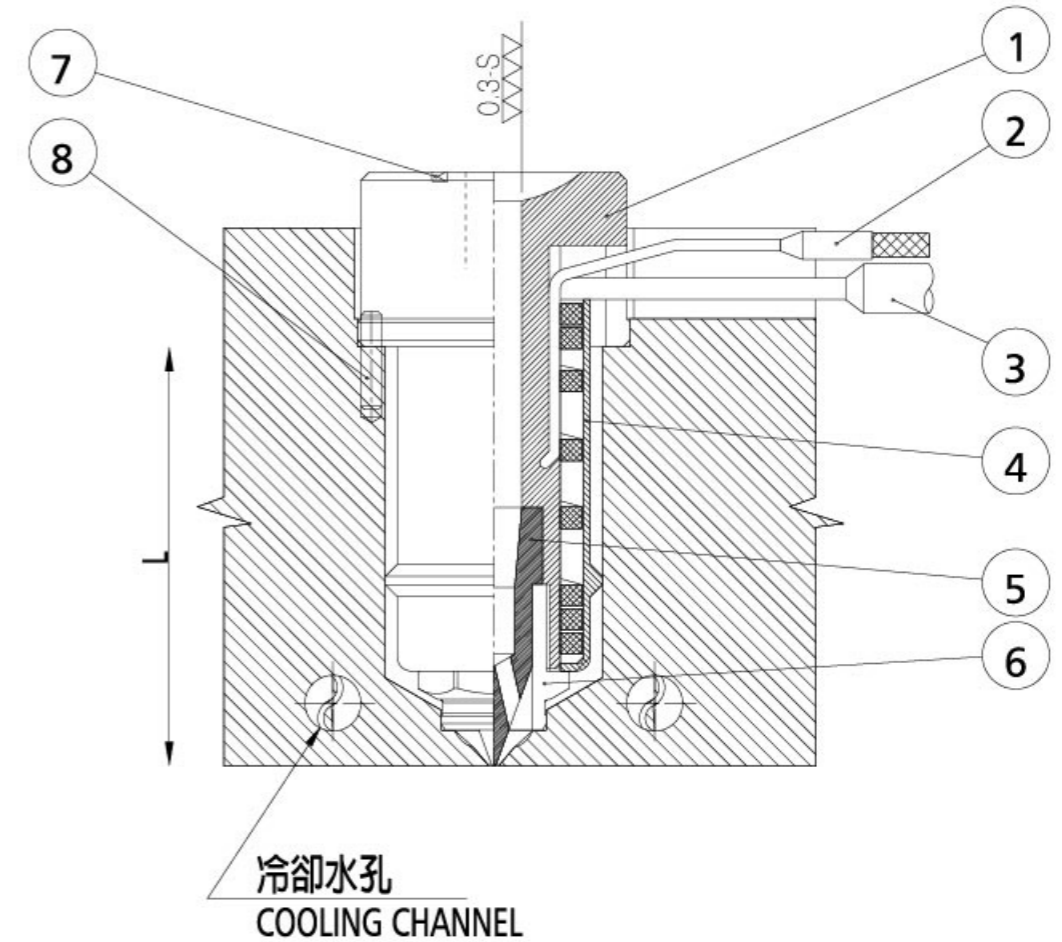
訂購範例: TEC190-060JM-NPB
說明: TEC190系列, L=60, 鑄造加熱器, 多穴, 灌嘴出料部為-HRC40°之NP型針點

ORDER EXAMPLE: TEC190-060JR20-NPW
EXPLAIN: TEC190 SERIES, L = 60, CAST HEATER, SINGLE CAVITY R = 20, HRC 70°NP TYPE PINPOINT GATE

ORDER EXAMPLE: TEC190-060JM-NPB
EXPLAIN: TEC190 SERIES, L = 60 CAST HEATER, MULTI CAVITY, HRC 40°NP TYPE PINPOINT GATE

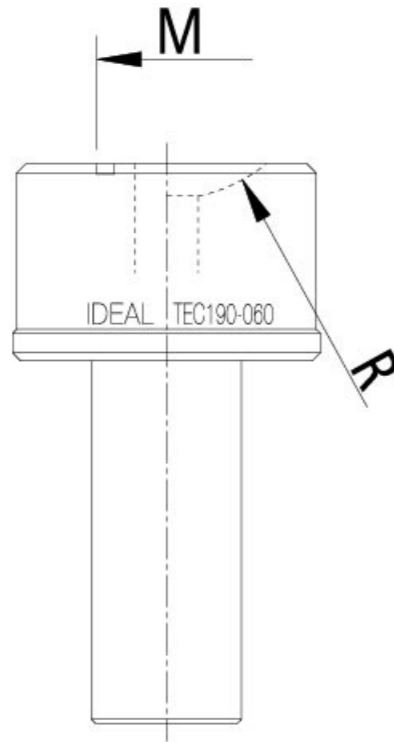


灌嘴組立圖
NOZZLES ASSEMBLY DRAWING



項次 CODE	名稱 NAME	產品編號 PRODUCT CODE	備註 P.S.	訂購範例 ORDER EXAMPLE
1	灌嘴本體 NOZZLE	TEC ***-***-P1		TEC 160-078-P1
2	感溫線 THERMOCOUPLE	TCSJ 10***-**	Ø1.0 Type "J"	TCSJ 10200-15
		TCSJ 16***-**	Ø1.6 Type "J"	TCSJ 16200-15
3	加熱器 HEATER	TEC ***-***-P3CH	線圈加熱器 COILED HEATER	TEC 160-078-P3CH
		TEC ***-***-P3JH	鑄造加熱器 CAST HEATER	TEC 160-078-P3JH
		TEC ***-***-P3TH	薄型加熱器 THIN HEATER	TEC 160-078-P3TH
4	保護蓋 COVER	TEC ***-***-P4		TEC 160-078-P4
5	導料針 GATE INSERT	TEC ***-T*B	HRC 40°	TEC 160-T1B
		TEC ***-T*S	HRC 52°	TEC 160-T1S
		TEC ***-T*W	HRC 70°	TEC 160-T1W
6	導料套	TEC ***-C**		TEC 160-C0S
7	"O" 型環 O-RING	RING -**		RING -17
8	定位銷 SET			

灌嘴本體零件表
NOZZLES PART TABLE



訂購範例: TEC190-060-P1R20
說明: L=60, 單點R20,

訂購範例: TEC190-060-P1M
說明: L=60, 多穴,

ORDER EXAMPLE: TEC19060-P1R20
EXPLAIN: L = 60, SINGLE CAVITY R20

ORDER EXAMPLE: TEC190-060-P1M
EXPLAIN: L-60, MULTI CAVITY

灌嘴本體編號 NOZZLES CODE

TEC100 系列	TEC127 系列	TEC160 系列	TEC190 系列	TEC240 系列	TEC320 系列	TEC380 系列
TEC100-043-P1			TEC190-040-P1			
	TEC127-050-P1	TEC160-048-P1		TEC240-055-P1		
TEC100-063-P1	TEC127-060-P1	TEC160-058-P1	TEC190-060-P1			
	TEC127-070-P1	TEC160-068-P1		TEC240-075-P1		
TEC100-083-P1	TEC127-080-P1	TEC160-078-P1	TEC190-080-P1		TEC320-090-P1	
	TEC127-090-P1	TEC160-088-P1		TEC240-095-P1		
	TEC127-100-P1		TEC190-100-P1		TEC320-110-P1	
		TEC160-108-P1		TEC240-115-P1		
	TEC127-120-P1		TEC190-120-P1		TEC320-130-P1	
		TEC160-128-P1		TEC240-135-P1		
			TEC190-140-P1			TEC380-145-P1
				TEC240-155-P1		
			TEC190-160-P1		TEC320-170-P1	
				TEC240-175-P1		
						TEC380-185-P1
				TEC240-195-P1		
					TEC320-210-P1	
						TEC380-225-P1
					TEC320-250-P1	
						TEC380-265-P1
					TEC320-290-P1	
						TEC380-305-P1
TEC100 SERIES	TEC127 SERIES	TEC160 SERIES	TEC190 SERIES	TEC240 SERIES	TEC320 SERIES	TEC380 SERIES

導料針零件表
GATE INSERTS PART TABLE

導料套零件表
TIPS PART TABLE

導料針 零件表 (TEB系列與TEC系列共用導料針)

GATE INSERTS PART TABLE (FOR TEB AND TEC SERIES)

零件硬度 HARDNESS	NP* RP* OP*			NP* RP* OP*			NO* RO* OO*			NV* RV* (閥澆口) (VALVE GATE)		
	HRC 40°	HRC 52°	HRC 70°	HRC 40°	HRC 52°	HRC 70°	HRC 40°	HRC 52°	HRC 70°	HRC 40°	HRC 52°	HRC 70°
TEC100 SERIES	-T1B	/	-T1W	-T2B	/	-T2W	/	/	/	/	/	/
TEC127 SERIES	-T1B	/	-T1W	-T2B	/	-T2W	-T3B	/	-T3W	-T4B	/	-T4W
TEC160 SERIES	-T1B	/	-T1W	-T2B	/	-T2W	-T3B	/	-T3W	-T4B	/	-T4W
TEC190 SERIES	-T1B	-T1S	-T1W	-T2B	-T2S	-T2W	-T3B	-T3S	-T3W	-T4B	-T4S	-T4W
TEC240 SERIES	-T1B	-T1S	-T1W	-T2B	-T2S	-T2W	-T3B	-T3S	-T3W	-T4B	-T4S	-T4W
TEC320 SERIES	-T1B	-T1S	-T1W	-T2B	-T2S	-T2W	-T3B	-T3S	-T3W	-T4B	-T4S	-T4W
TEC380 SERIES	-T1B	-T1S	-T1W	-T2B	-T2S	-T2W	-T3B	-T3S	-T3W	-T4B	-T4S	-T4W

訂購範例: TEC127-T1W

說明: TEC127系列, 硬度HRC70°之導料針

ORDER EXAMPLE: TEC127-T1W

EXPLAIN: TEC127 SERIES, HRC 70° GATE INSERT

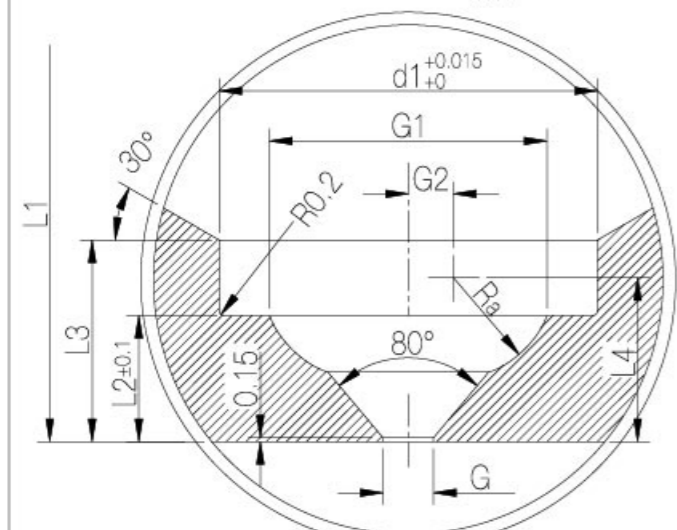
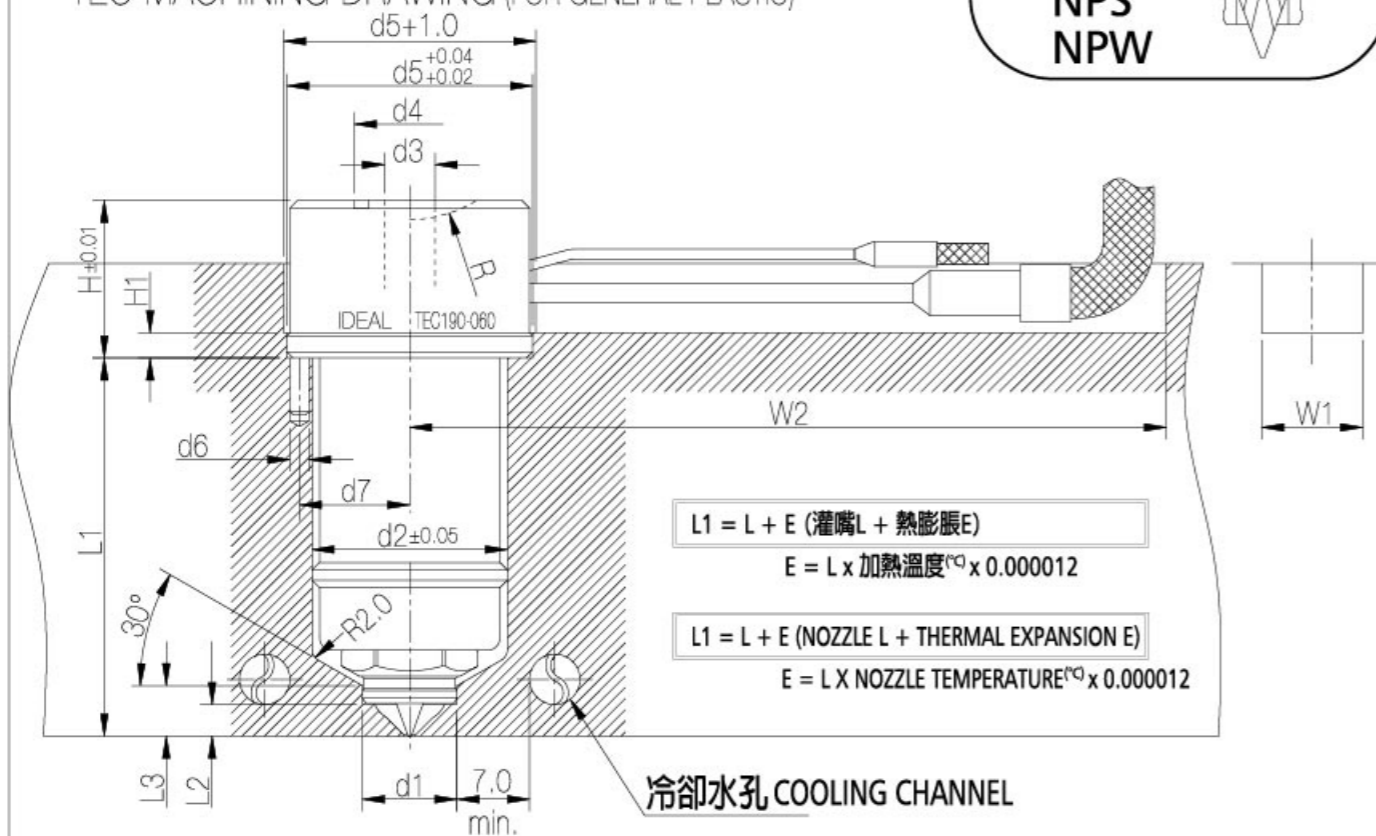
導料套 零件表 (TEB系列與TEC系列共用導料套)

TIPS PART TABLE (FOR TEB AND TEC SERIES)

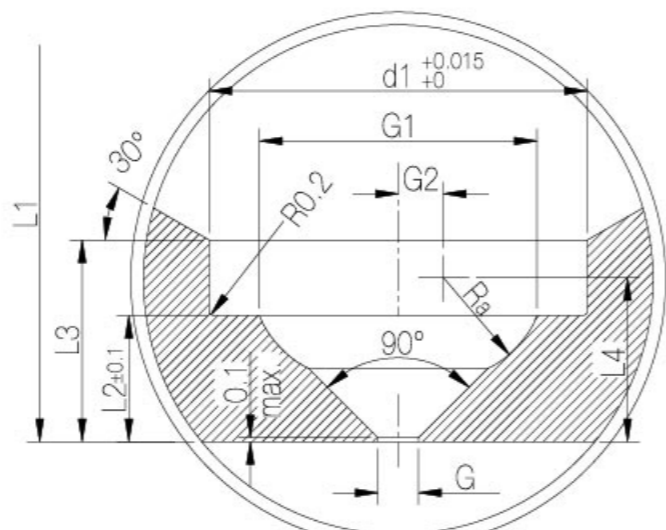
	NP* NO*	RSS	RP*	RO*	RV* (閥澆口) (VALVE GATE)	OSS d1	OP* d1	OO* d1	OSS-S OP*-S OO*-S 直徑 d1 (可供客戶修改) (詳洽詢本公司) DIAMETER D1 (CAN BE CUSTOMIZED)
	TEC100 SERIES	TEC100-C0S	TEC100-C1S	TEC100-C2S	/	/	TEC100-C1E	TEC100-C2E	/
TEC127 SERIES	TEC127-C0S	TEC127-C1S	TEC127-C2S	TEC127-C3S	TEC127-C4S	TEC127-C1E	TEC127-C2E	TEC127-C3E	10~12.5
TEC160 SERIES	TEC160-C0S	TEC160-C1S	TEC160-C2S	TEC160-C3S	TEC160-C4S	TEC160-C1E	TEC160-C2E	TEC160-C3E	12~16
TEC190 SERIES	TEC190-C0S	TEC190-C1S	TEC190-C2S	TEC190-C3S	TEC190-C4S	TEC190-C1E	TEC190-C2E	TEC190-C3E	15~20
TEC240 SERIES	TEC240-C0S	TEC240-C1S	TEC240-C2S	TEC240-C3S	TEC240-C4S	TEC240-C1E	TEC240-C2E	TEC240-C3E	19~23
TEC320 SERIES	TEC320-C0S	TEC320-C1S	TEC320-C2S	TEC320-C3S	TEC320-C4S	TEC320-C1E	TEC320-C2E	TEC320-C3E	23~30
TEC380 SERIES	TEC380-C0S	TEC380-C1S	TEC380-C2S	TEC380-C3S	TEC380-C4S	TEC380-C1E	TEC380-C2E	TEC380-C3E	28~30

TEC 加工圖 (泛用塑膠使用)
TEC MACHINING DRAWING (FOR GENERAL PLASTIC)

NPB
NPS
NPW

進料點GATE G > Ø1.8

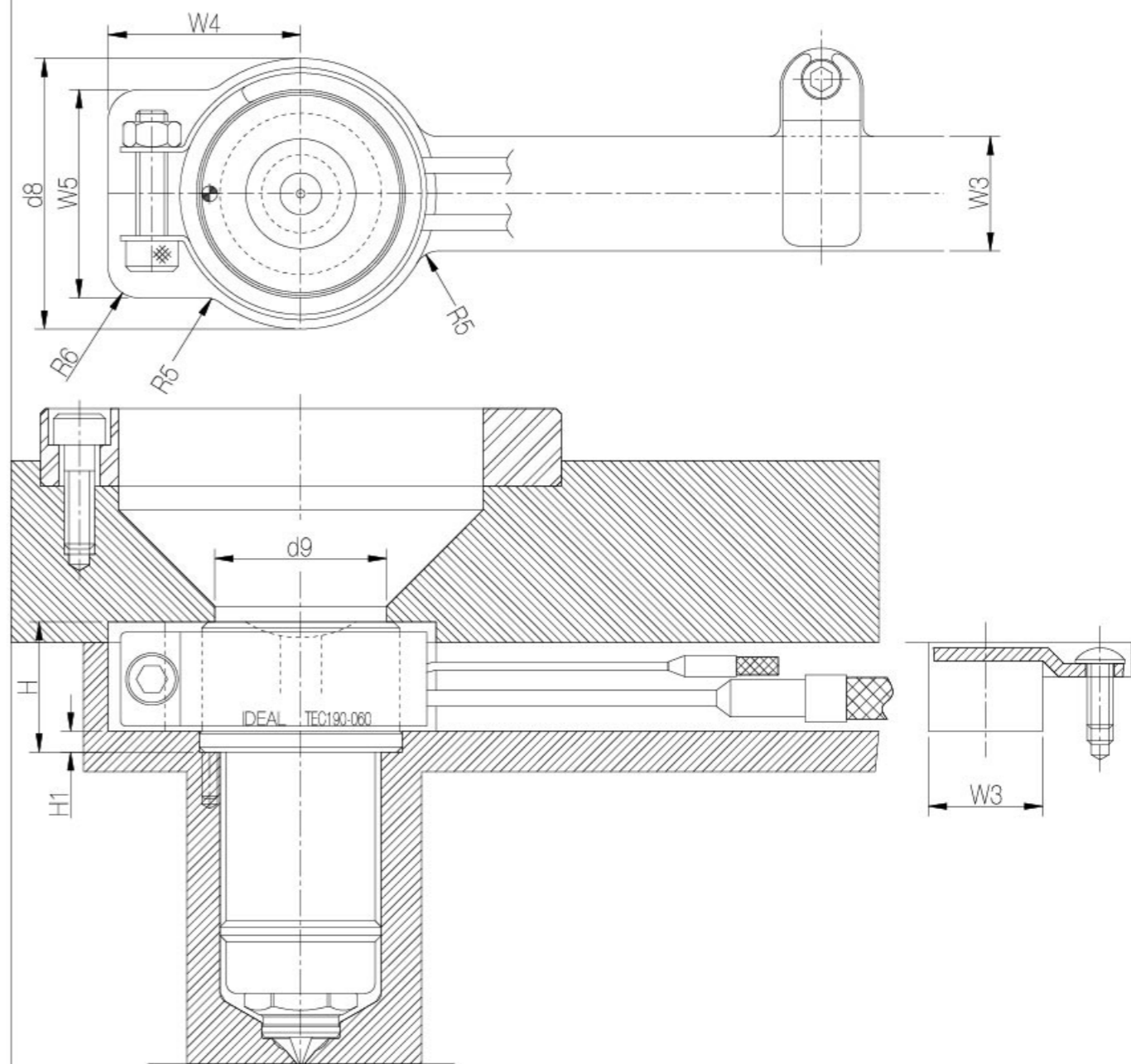


進料點GATE G = Ø0.8~Ø1.8

	d1	d2	d3	d4	d5	d6	d7	G MIN.	G1	G2	H	H1	L2	L3	L4	Ra	W1	W2
TEC100-***	7.5	19	4	12.8	23	2	10.8	0.8	5.4	0	14	3	3	5	3	2.7	12	115
TEC127-***	10	23	6	14.4	32	3	14	1.0	7.4	1.2	20	4	4	6.5	3.5	2.5	12	115
TEC160-***	12	29	7	17.6	36	3	16.5	1.0	9	1.58	25	4	4	7	4.7	3	12	115
TEC190-***	15	32	8	20.8	39	3	18	1.2	11	1.58	25	4	5.2	8.2	6	4	16	120
TEC240-***	19	38	12	24.3	49	4	22	1.4	14	1.08	32	4	7	11	8	6	16	120
TEC320-***	23	46	16	28.7	56	4	25.5	1.8	17	0.5	38	5	10	14.5	10	8	16	130
TEC380-***	28	54	18	28.7	66	4	30	1.8	21	0.51	38	5	12	17.5	12.5	10	16	135

TEC 加工圖 (工程塑膠使用, 頭部外包加熱器)
TEC MACHINING DRAWING (FOR ENGINEERING PLASTIC WITH EXTERNAL HEATER)
當塑料為工程材料如PC, PA, PBT, PPS, PEEK...等

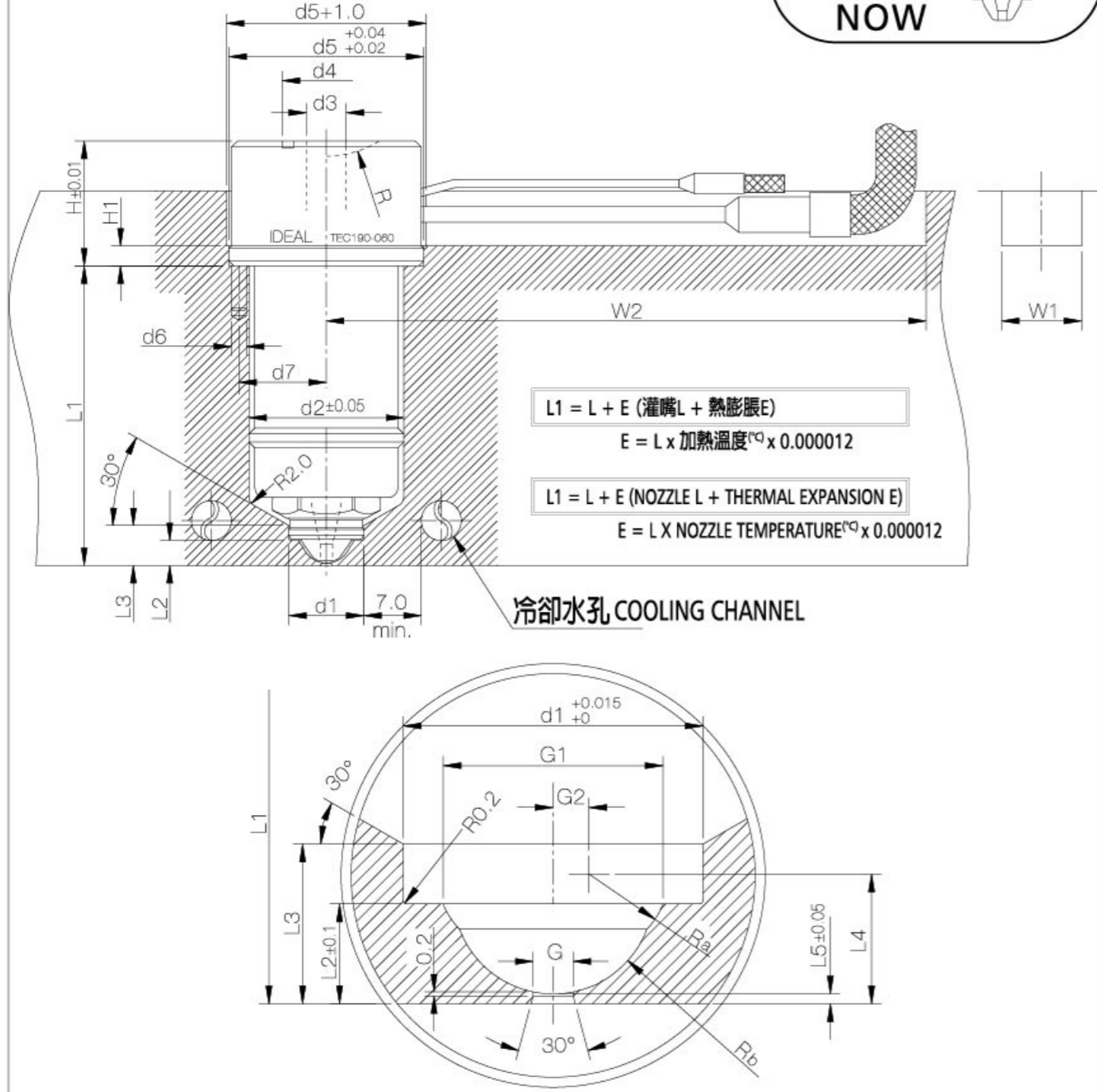
NPB
NPS
NPW

	d8	d9	W3	W4	W5
TEC100-***					
TEC127-***					
TEC160-***					
TEC190-***	52	33	22	37	40
TEC240-***	65	42	22	43	44
TEC320-***	74	48	22	49	46
TEC380-***	84	56	22	53	46

TEC 加工圖 (泛用塑膠使用)
TEC MACHINING DRAWING (FOR GENERAL PLASTIC)

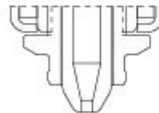
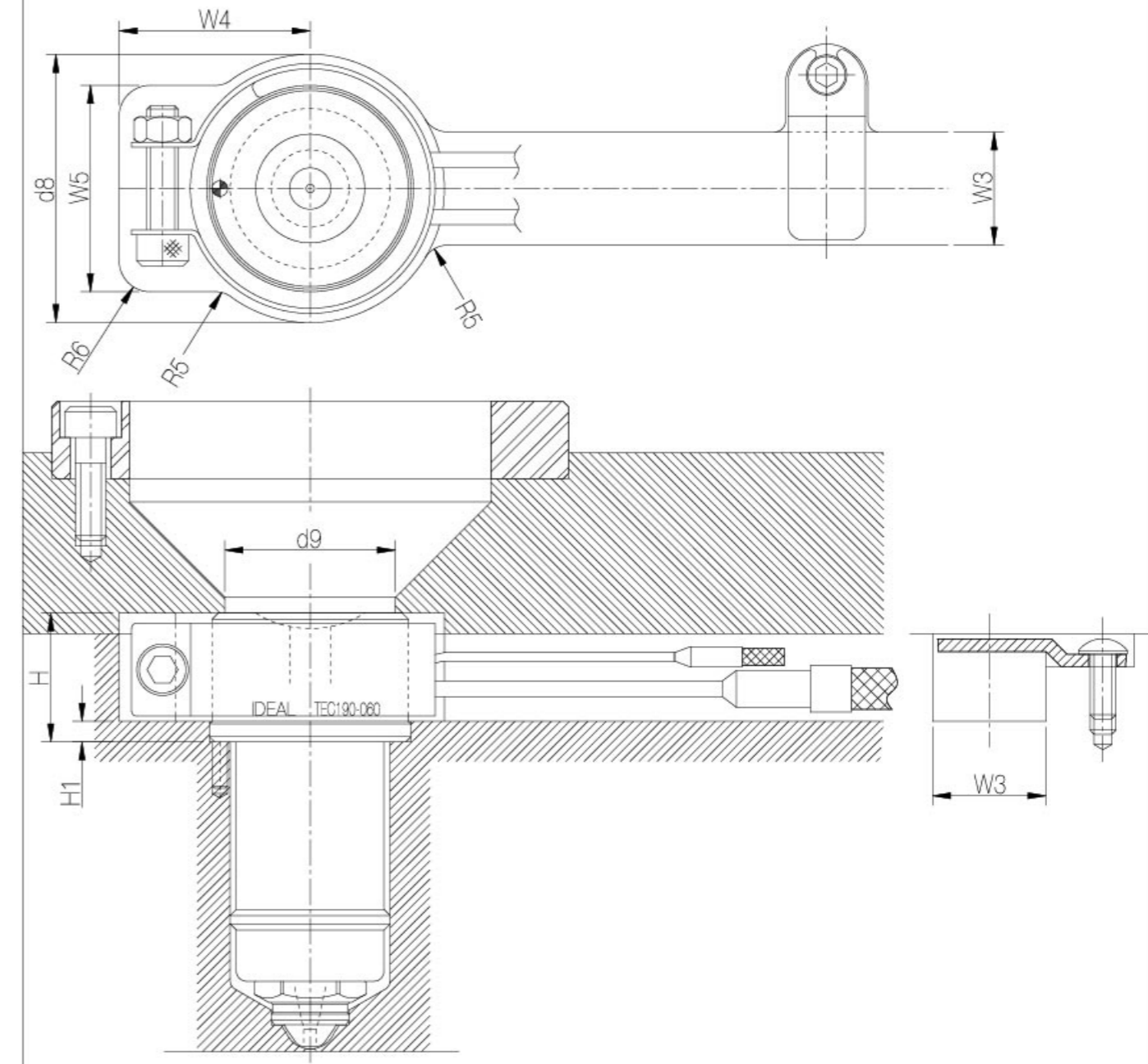
NOB
NOS
NOW

	d1	d2	d3	d4	d5	d6	d7	G MIN.	G1	G2	H	H1	L2	L3	L4	L5	Ra	Rb	W1	W2
TEC100-***																				
TEC127-***	10	23	6	14.4	32	3	14	1.0	7.4	1.2	20	4	4	6.5	3.5	0.3	2.5	3	12	115
TEC160-***	12	29	8	17.6	36	3	16.5	1.0	9	1.58	25	4	4	7	4.7	0.5	3	3.5	12	115
TEC190-***	15	32	10	20.8	39	3	18	1.2	11	1.58	25	4	5.2	8.2	6	0.5	4	5	16	120
TEC240-***	19	38	12	24.3	49	4	22	1.4	14	1.08	32	4	7	11	8	0.5	6	6	16	120
TEC320-***	23	46	16	28.7	56	4	25.5	1.8	17	0.5	38	5	10	14.5	10	0.5	8	8	16	130
TEC380-***	28	54	18	28.7	66	4	30	1.8	21	0.51	38	5	12	17.5	12.5	0.5	10	8	16	135

TEC 加工圖 (工程塑膠使用, 頭部外包加熱器)
TEC MACHINING DRAWING (FOR ENGINEERING PLASTIC WITH EXTERNAL HEATER)
當塑料為工程材料如PC, PA, PBT, PPS, PEEK...等

NOB
NOS
NOW

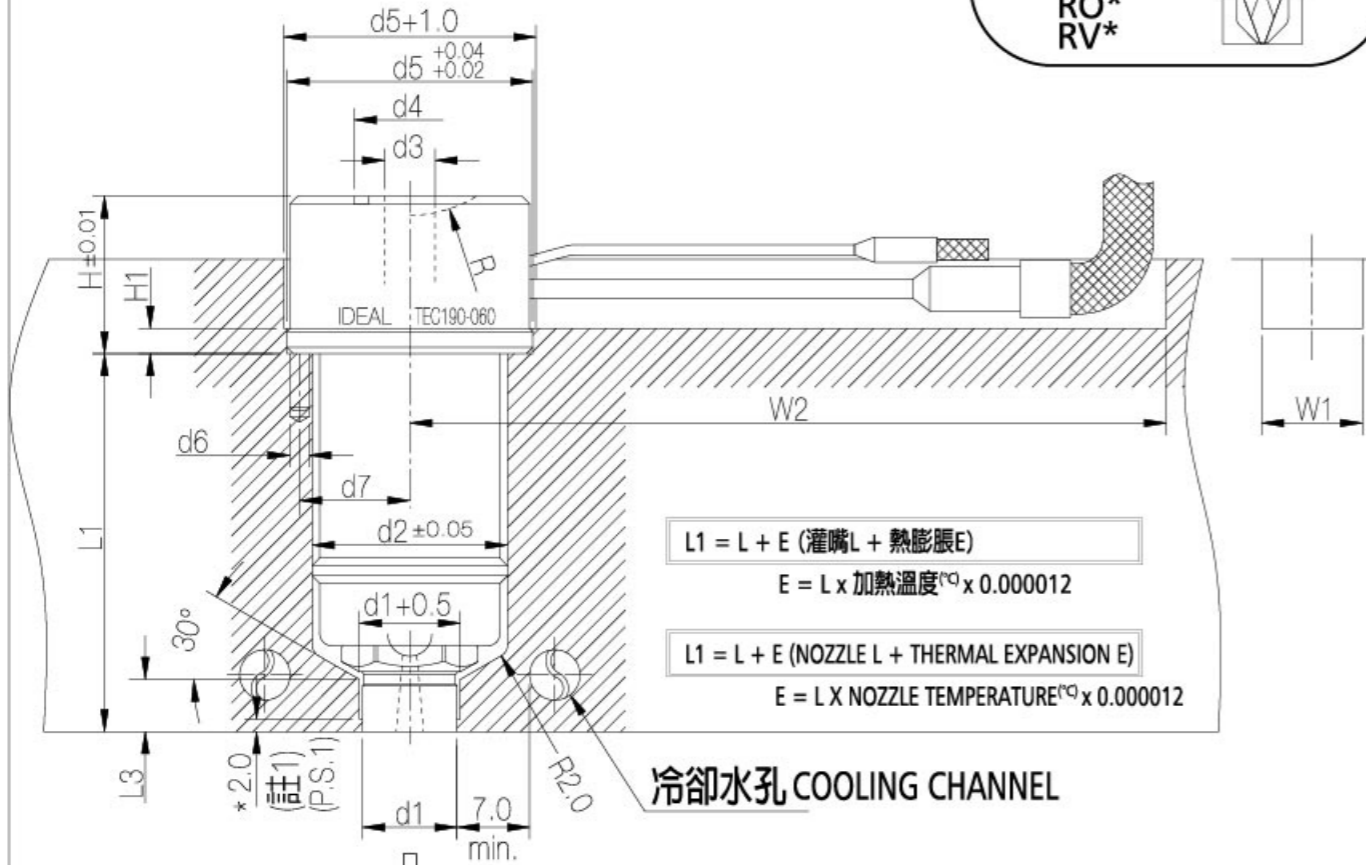
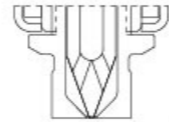
	d8	d9	W3	W4	W5
TEC100-***					
TEC127-***					
TEC160-***					
TEC190-***	52	33	22	37	40
TEC240-***	65	42	22	43	44
TEC320-***	74	48	22	49	46
TEC380-***	84	56	22	53	46

IDEAL[®] HOT RUNNER SYSTEMS

TEC 系列灌嘴
SERIES NOZZLES

TEC 加工圖 (泛用塑膠使用)
TEC MACHINING DRAWING (FOR GENERAL PLASTIC)

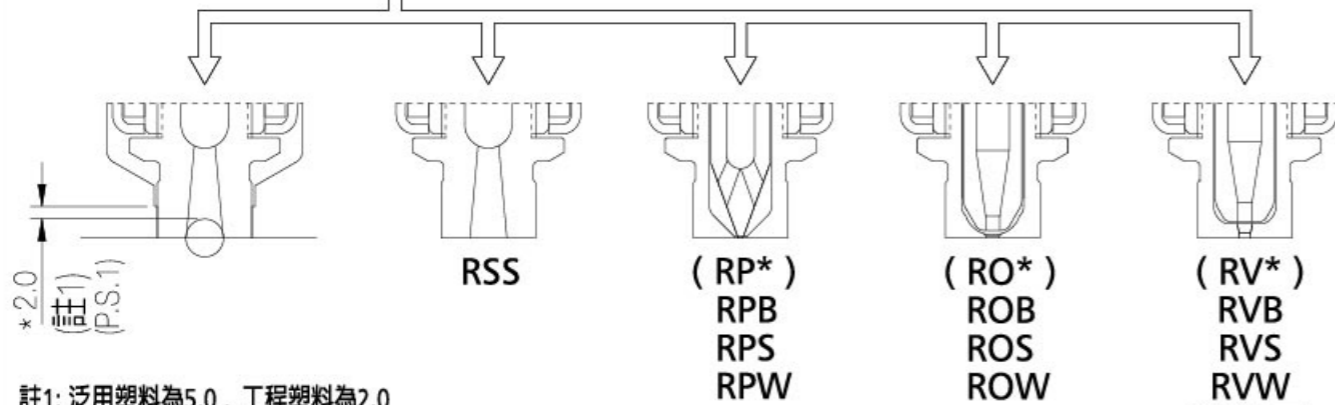
RSS
RP*
RO*
RV*



$L1 = L + E$ (灌嘴L + 熱膨脹E)
 $E = L \times \text{加熱溫度}^{\circ\text{C}} \times 0.000012$

$L1 = L + E$ (NOZZLE L + THERMAL EXPANSION E)
 $E = L \times \text{NOZZLE TEMPERATURE}^{\circ\text{C}} \times 0.000012$

冷卻水孔 COOLING CHANNEL



註1: 泛用塑膠為5.0, 工程塑膠為2.0
2: d1可設定其他尺寸, 請參考PAGE 4-04
P.S. 1: GENERAL PLASTIC IS 5.0, ENGINEERING PLASTIC IS 2.0
2: D1 CAN BE MODIFIED, PLEASE REFER TO PAGE 4-04

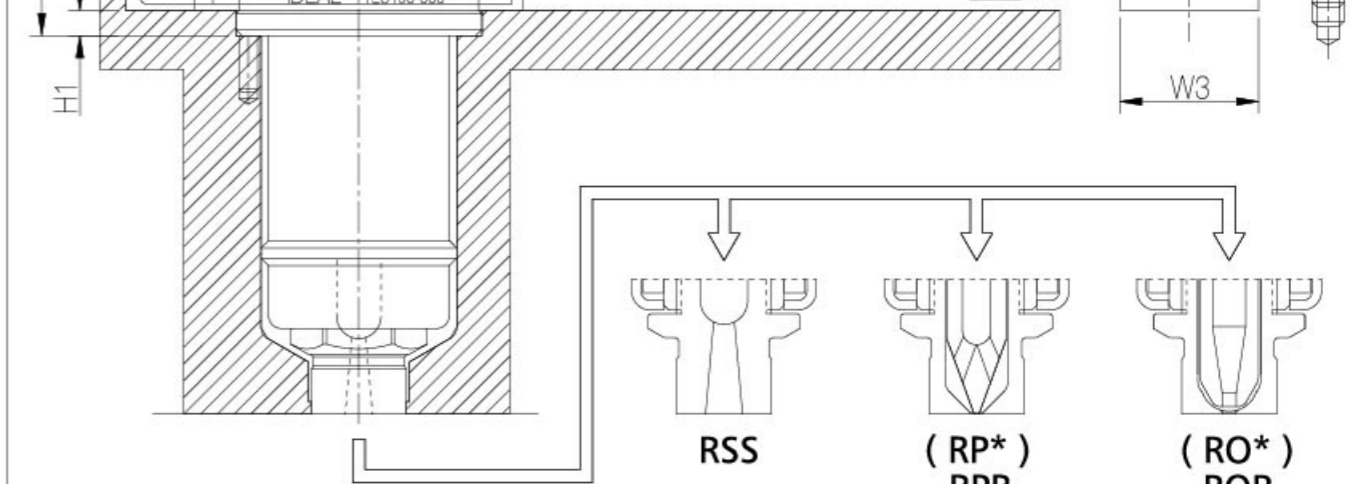
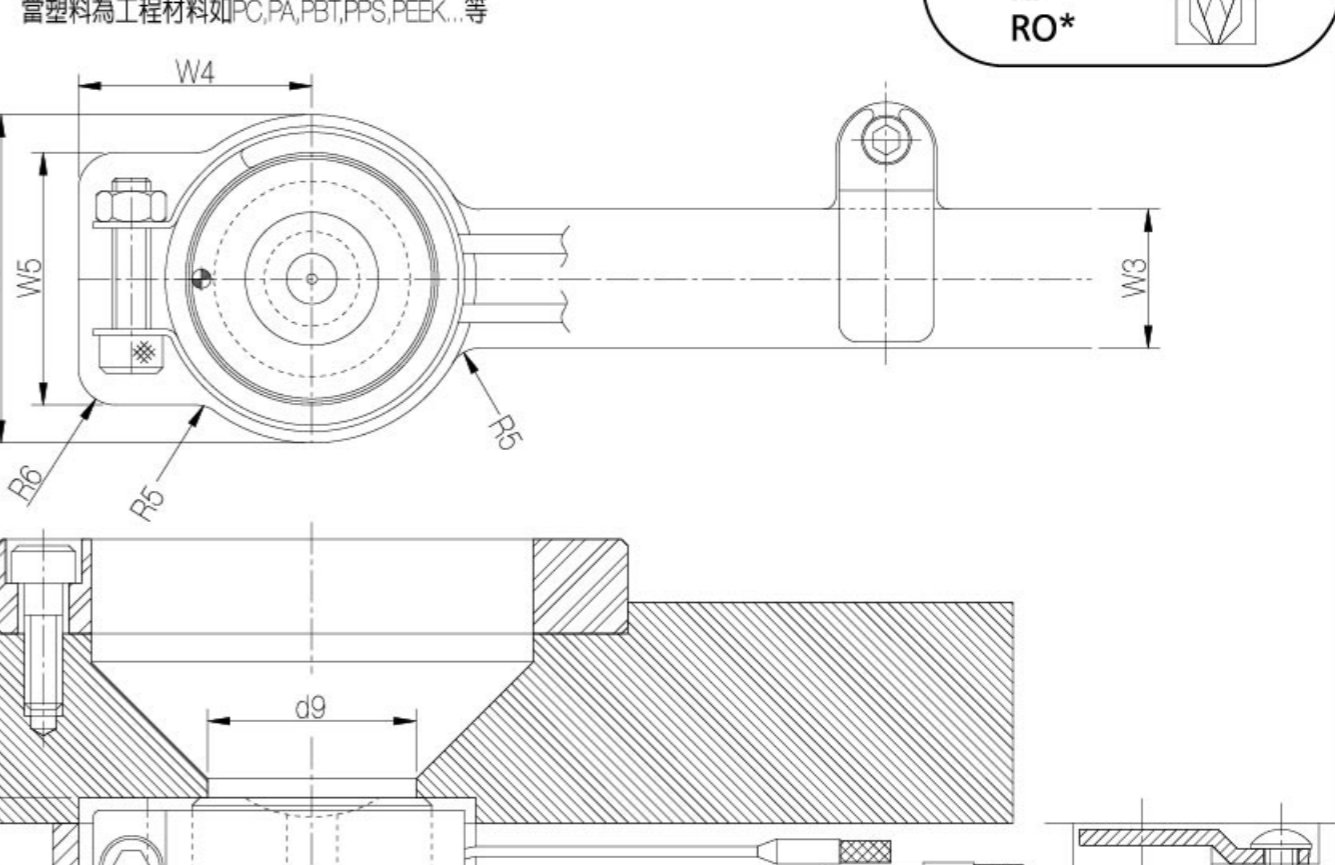
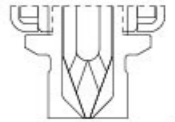
	d1	d2	d3	d4	d5	d6	d7	H	H1	L3	W1	W2
TEC100-***	7.5	19	4	12.8	23	2	10.8	14	3	5	12	115
TEC127-***	10	23	6	14.4	32	3	14	20	4	6.5	12	115
TEC160-***	12	29	8	17.6	36	3	16.5	25	4	7	12	115
TEC190-***	15	32	10	20.8	39	3	18	25	4	8.2	16	120
TEC240-***	19	38	12	24.3	49	4	22	32	4	11	16	120
TEC320-***	23	46	16	28.7	56	4	25.5	38	5	14.5	16	130
TEC380-***	28	54	18	28.7	66	4	30	38	5	17.5	16	135

IDEAL[®] HOT RUNNER SYSTEMS

TEC 系列灌嘴
SERIES NOZZLES

TEC 加工圖 (工程塑膠使用, 頭部外包加熱器)
TEC MACHINING DRAWING (FOR ENGINEERING PLASTIC WITH EXTERNAL HEATER)

RSS
RP*
RO*



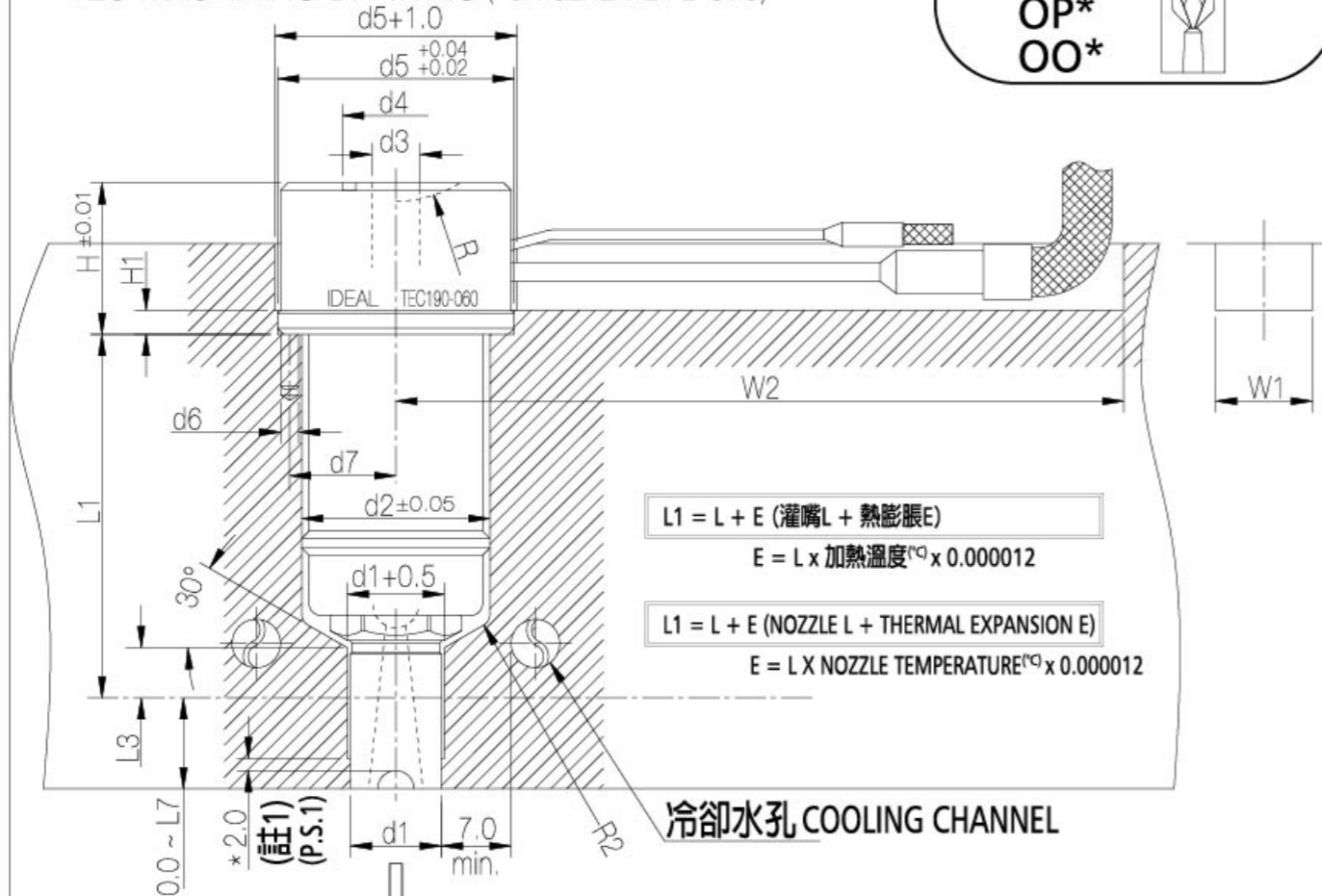
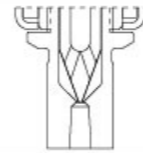
	d8	d9	W3	W4	W5
TEC100-***					
TEC127-***					
TEC160-***					
TEC190-***	52	33	22	37	40
TEC240-***	65	42	22	43	44
TEC320-***	74	48	22	49	46
TEC380-***	84	56	22	53	46

IDEAL[®] HOT RUNNER SYSTEMS

TEC 系列灌嘴
SERIES NOZZLES

TEC 加工圖 (泛用塑膠使用)
TEC MACHINING DRAWING (FOR GENERAL PLASTIC)

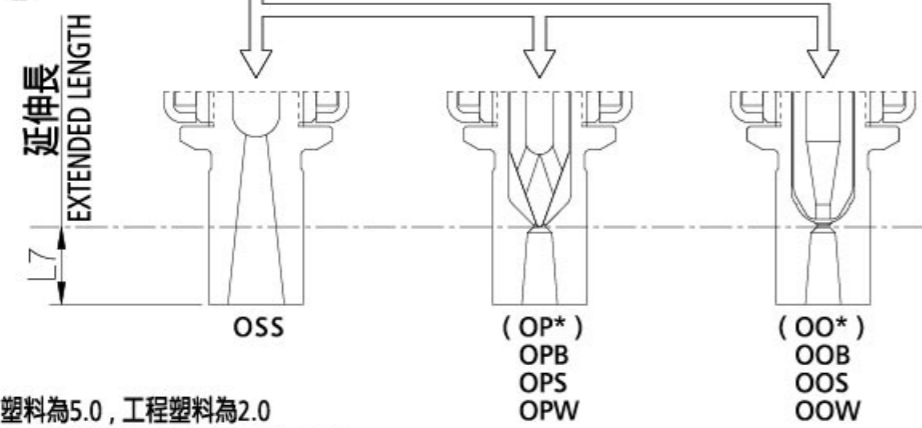
OSS
OP*
OO*



$L1 = L + E$ (灌嘴L + 熱膨脹E)
 $E = L \times \text{加熱溫度}^{\circ\text{C}} \times 0.000012$

$L1 = L + E$ (NOZZLE L + THERMAL EXPANSION E)
 $E = L \times \text{NOZZLE TEMPERATURE}^{\circ\text{C}} \times 0.000012$

冷卻水孔 COOLING CHANNEL



註1: 泛用塑膠為5.0, 工程塑膠為2.0
2: d1可設定其他尺寸, 請參考PAGE 4-04
P.S. 1: GENERAL PLASTIC IS 5.0, ENGINEERING PLASTIC IS 2.0
2: D1 CAN BE MODIFIED, PLEASE REFER TO PAGE 4-04

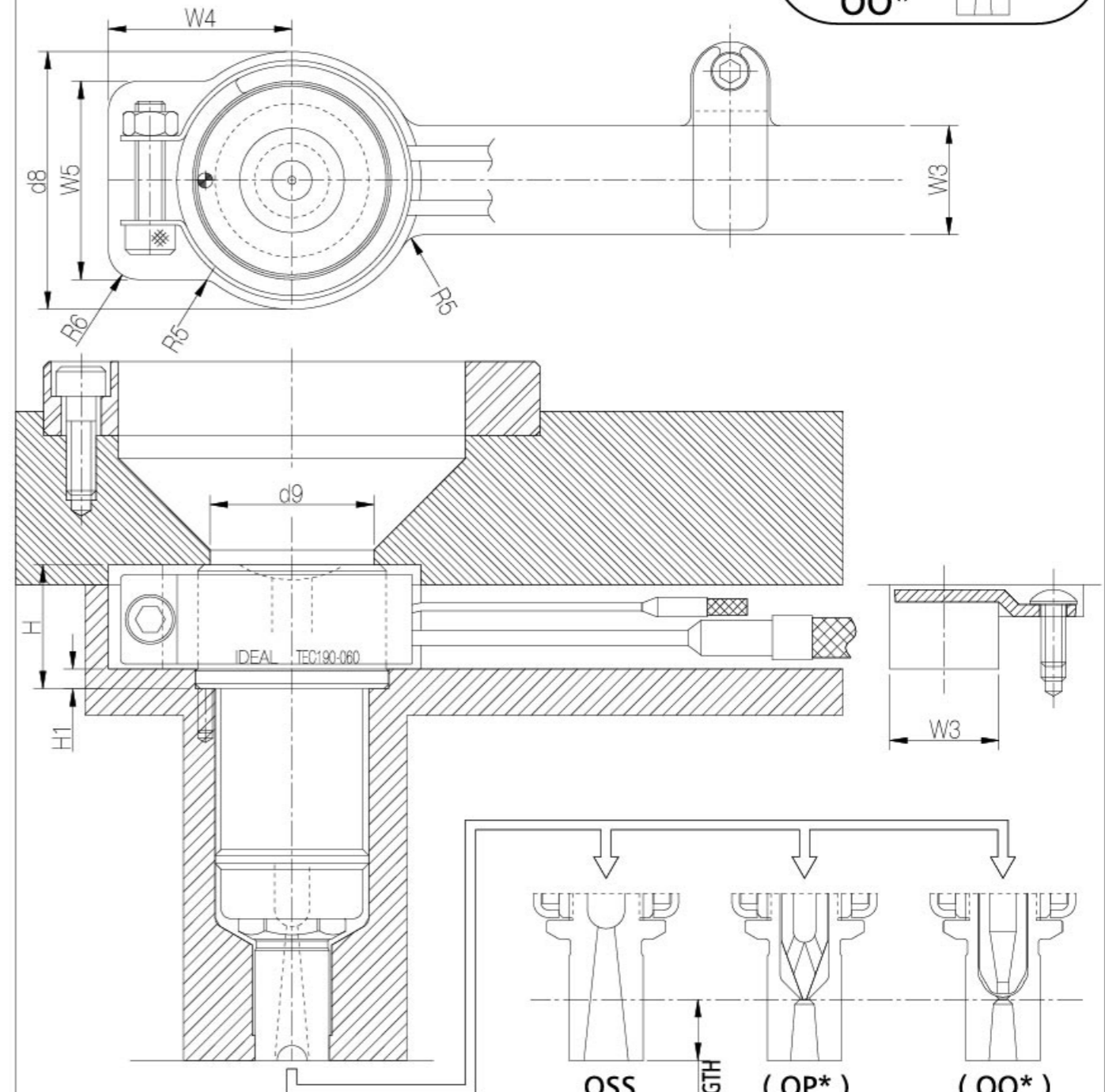
	d1	d2	d3	d4	d5	d6	d7	H	H1	L3	L7	W1	W2
TEC100-***	7.5	19	4	12.8	23	2	10.8	14	3	5	10	12	115
TEC127-***	10	23	6	14.4	32	3	14	20	4	6.5	10	12	115
TEC160-***	12	29	8	17.6	36	3	16.5	25	4	7	10	12	115
TEC190-***	15	32	10	20.8	39	3	18	25	4	8.2	15	16	120
TEC240-***	19	38	12	24.3	49	4	22	32	4	11	20	16	120
TEC320-***	23	46	16	28.7	56	4	25.5	38	5	14.5	30	16	130
TEC380-***	28	54	18	28.7	66	4	30	38	5	17.5	30	16	135

IDEAL[®] HOT RUNNER SYSTEMS

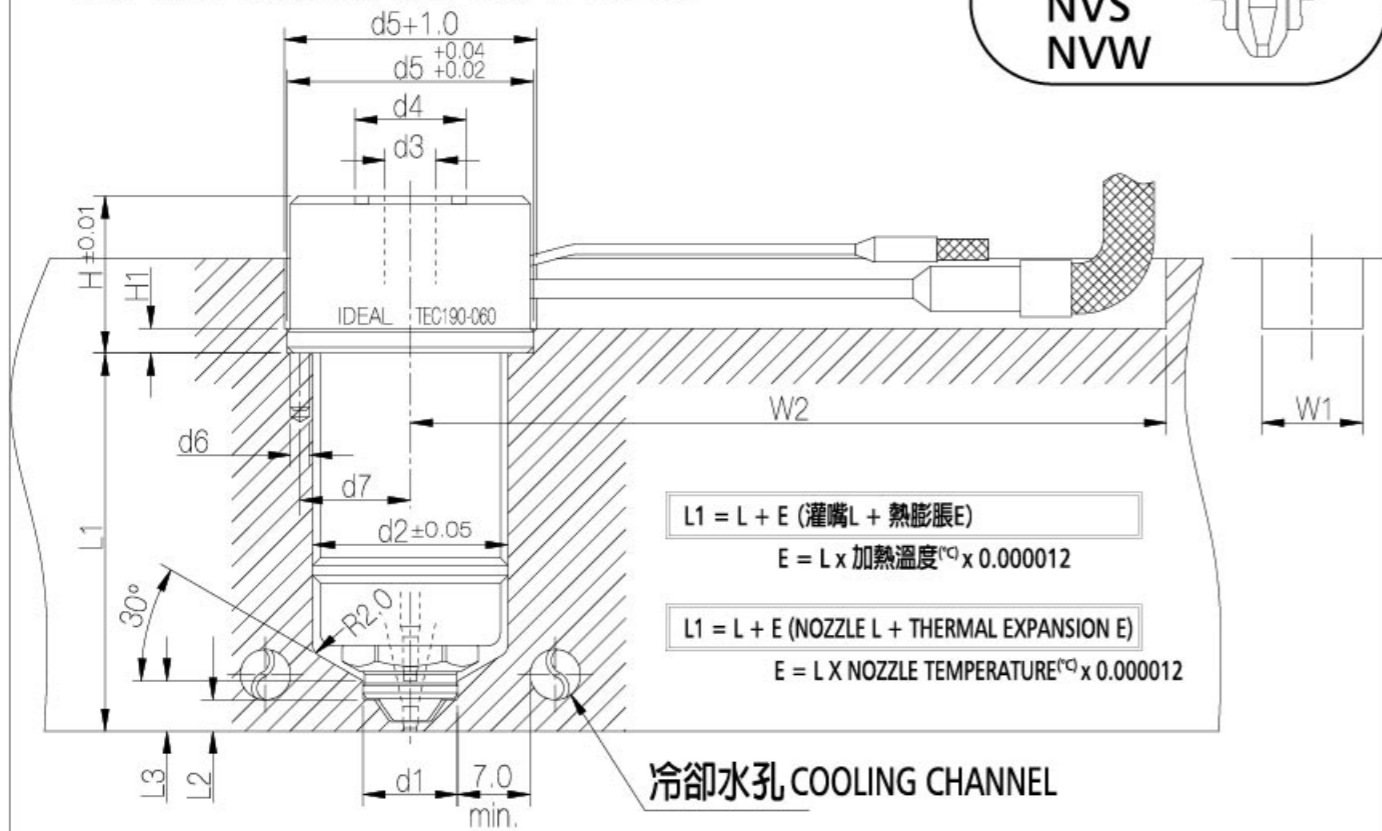
TEC 系列灌嘴
SERIES NOZZLES

TEC 加工圖 (工程塑膠使用, 頭部外包加熱器)
TEC MACHINING DRAWING (FOR ENGINEERING PLASTIC WITH EXTERNAL HEATER)
當塑料為工程材料如PC, PA, PBT, PPS, PEEK...等

OSS
OP*
OO*



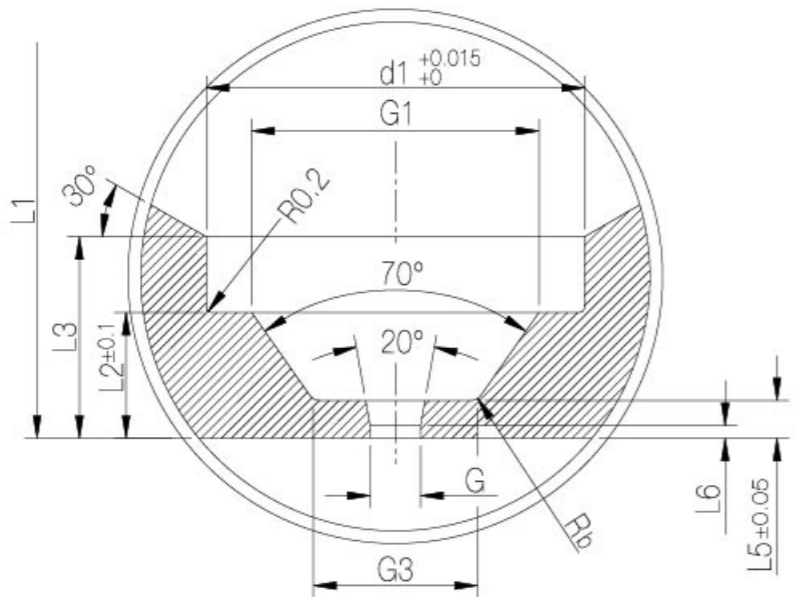
	d8	d9	W3	W4	W5
TEC100-***					
TEC127-***					
TEC160-***					
TEC190-***	52	33	22	37	40
TEC240-***	65	42	22	43	44
TEC320-***	74	48	22	49	46
TEC380-***	84	56	22	53	46



$L1 = L + E$ (灌嘴L + 熱膨脹E)
 $E = L \times \text{加熱溫度}^{\circ\text{C}} \times 0.000012$

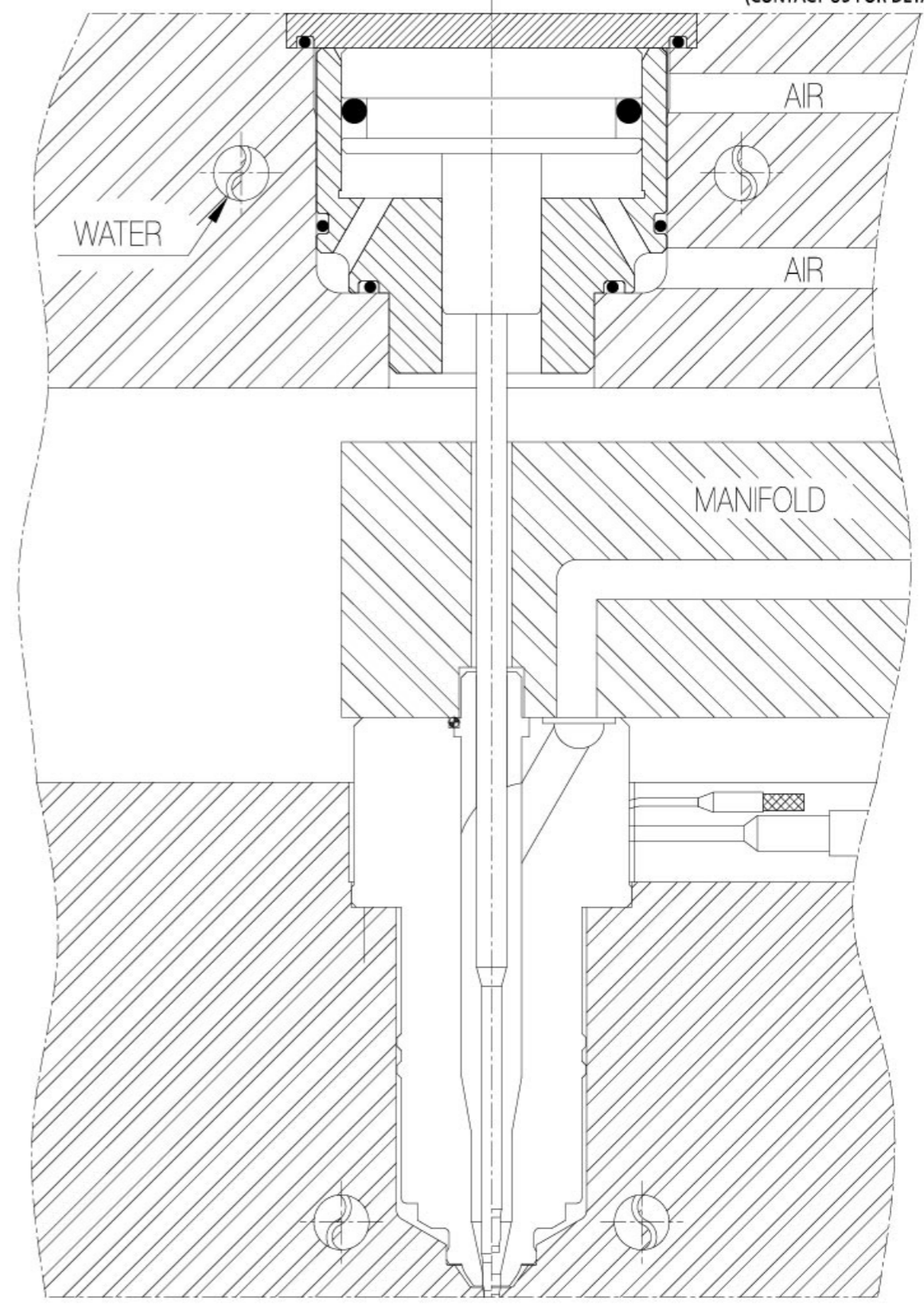
$L1 = L + E$ (NOZZLE L + THERMAL EXPANSION E)
 $E = L \times \text{NOZZLE TEMPERATURE}^{\circ\text{C}} \times 0.000012$

冷卻水孔 COOLING CHANNEL



	d1	d2	d3	d4	d5	d6	d7	G	G1	G3	H	H1	L2	L3	L5	L6	Rb	W1	W2
TEC100-***																			
TEC127-***	10	23	6	14.4	32	3	14	1.2	7.9	4.4	20	4	4	6.5	1.5	0.5	0.5	12	115
TEC160-***	12	29	8	17.6	36	3	16.5	1.6	8.5	5	25	4	4	7	1.5	0.5	0.5	12	115
TEC190-***	15	32	10	20.8	39	3	18	2	11.68	6.5	25	4	5.2	8.2	1.5	0.5	0.5	16	120
TEC240-***	19	38	12	24.3	49	4	22	3	15.5	8.5	32	4	7	11	2	0.5	1.0	16	120
TEC320-***	23	46	16	28.7	56	4	25.5	5	19.51	9	38	5	10	14.5	2.5	1.0	1.0	16	130
TEC380-***	28	54	18	28.7	66	4	30	5	22.8	9.5	38	5	12	17.5	2.5	1.0	1.0	16	135

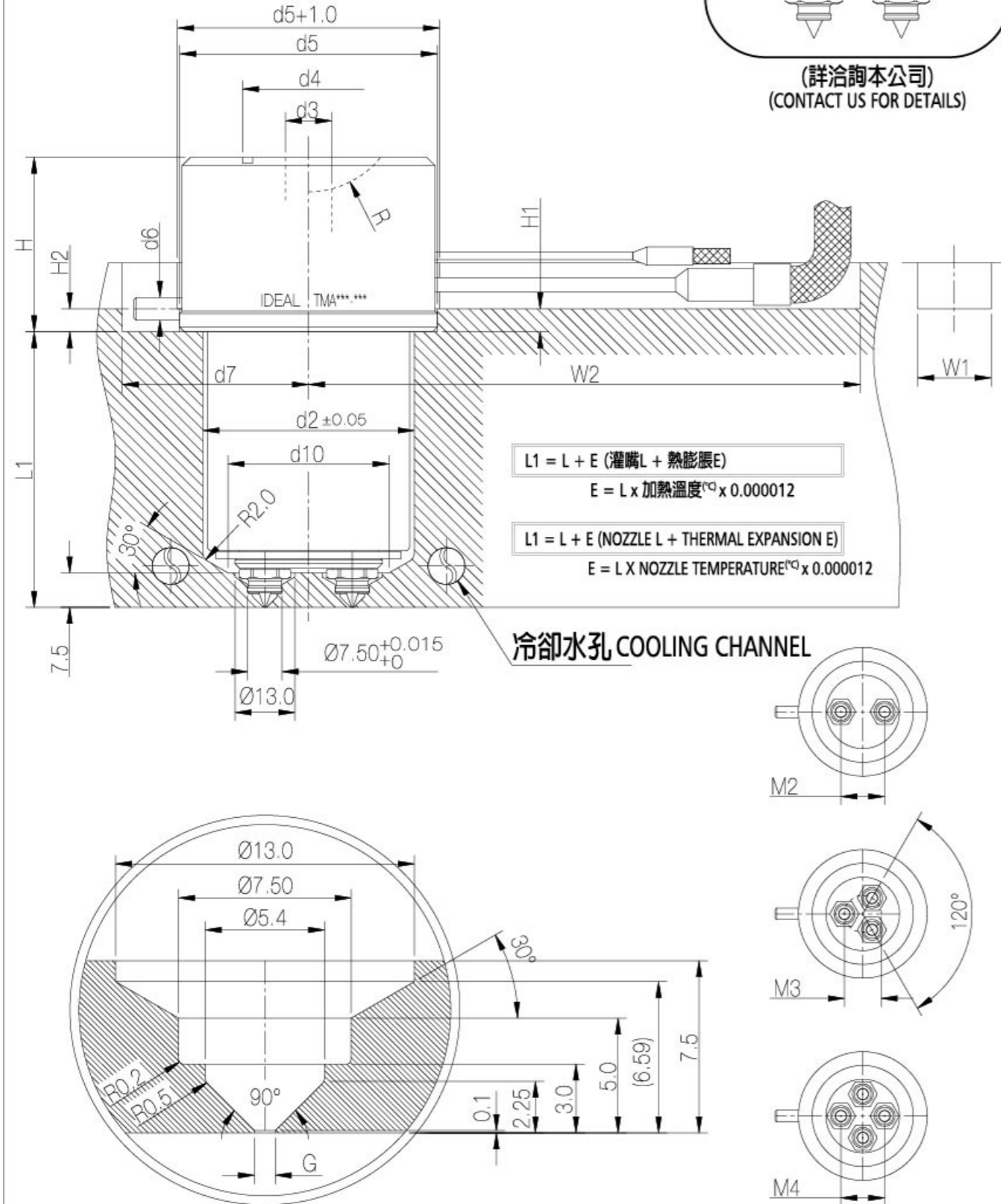
(詳洽詢本公司)
(CONTACT US FOR DETAILS)



IDEAL[®] HOT RUNNER SYSTEMS

TMA 加工圖 (泛用塑膠使用)

TMA MACHINING DRAWING (FOR GENERAL PLASTIC)



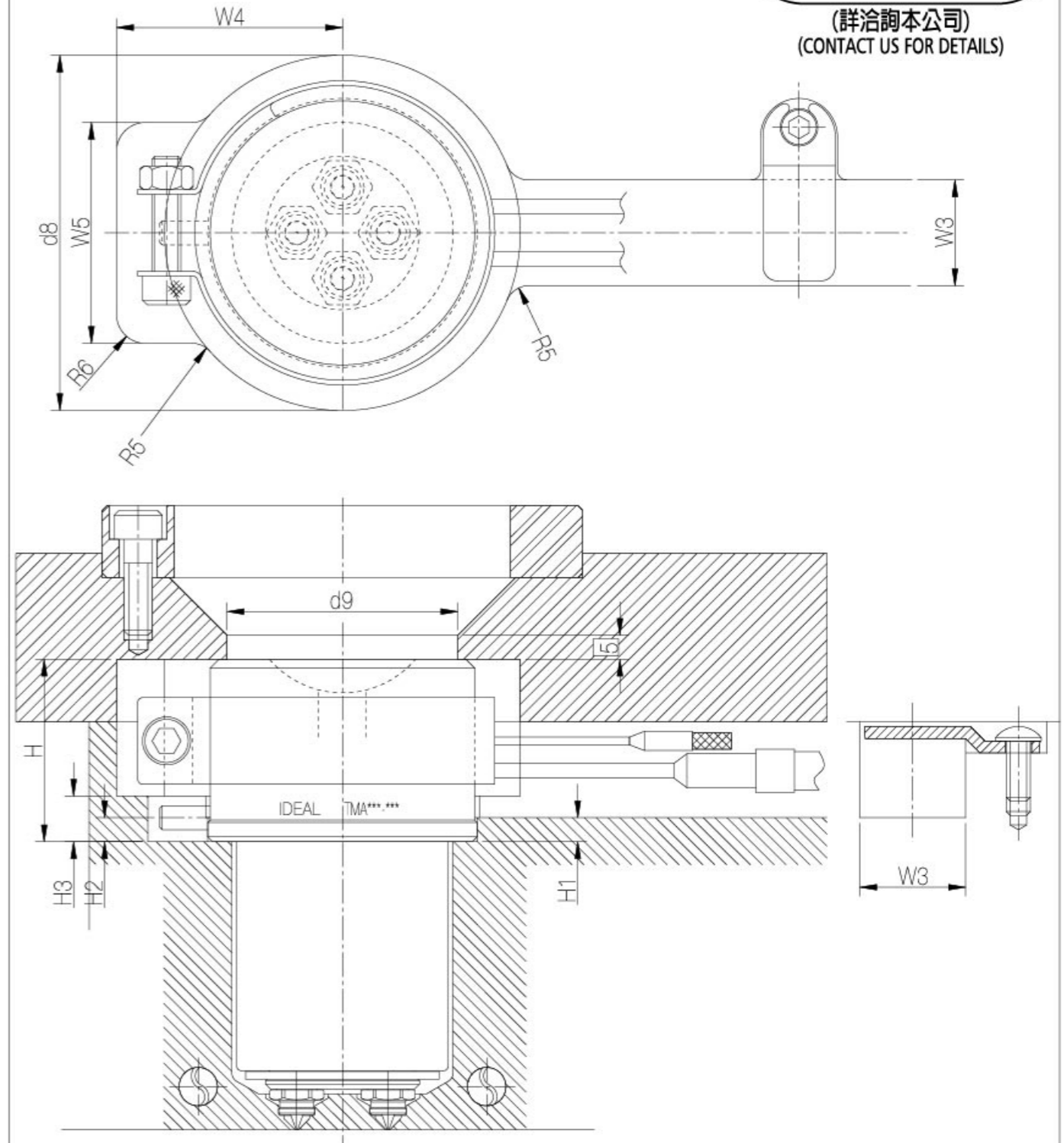
	d2	d3	d4	d5	d6	d7	d10	G MIN.	H	H1	H2	M2	M3	M4	W1	W2
TMA320-***	46	10	28.7	56	5	40.5	33	1.0	38	5	5	15~19	16~19	19	16	130
TMA380-***	54	12	28.7	66	5	45.5	41	1.0	38	5	5	19~24	19~24	19~24	16	135

IDEAL[®] HOT RUNNER SYSTEMS

TMA 加工圖 (工程塑膠使用, 頭部外包加熱器)

TMA MACHINING DRAWING (FOR ENGINEERING PLASTIC WITH EXTERNAL HEATER)

當塑料為工程材料如PC, PA, PBT, PPS, PEEK...等

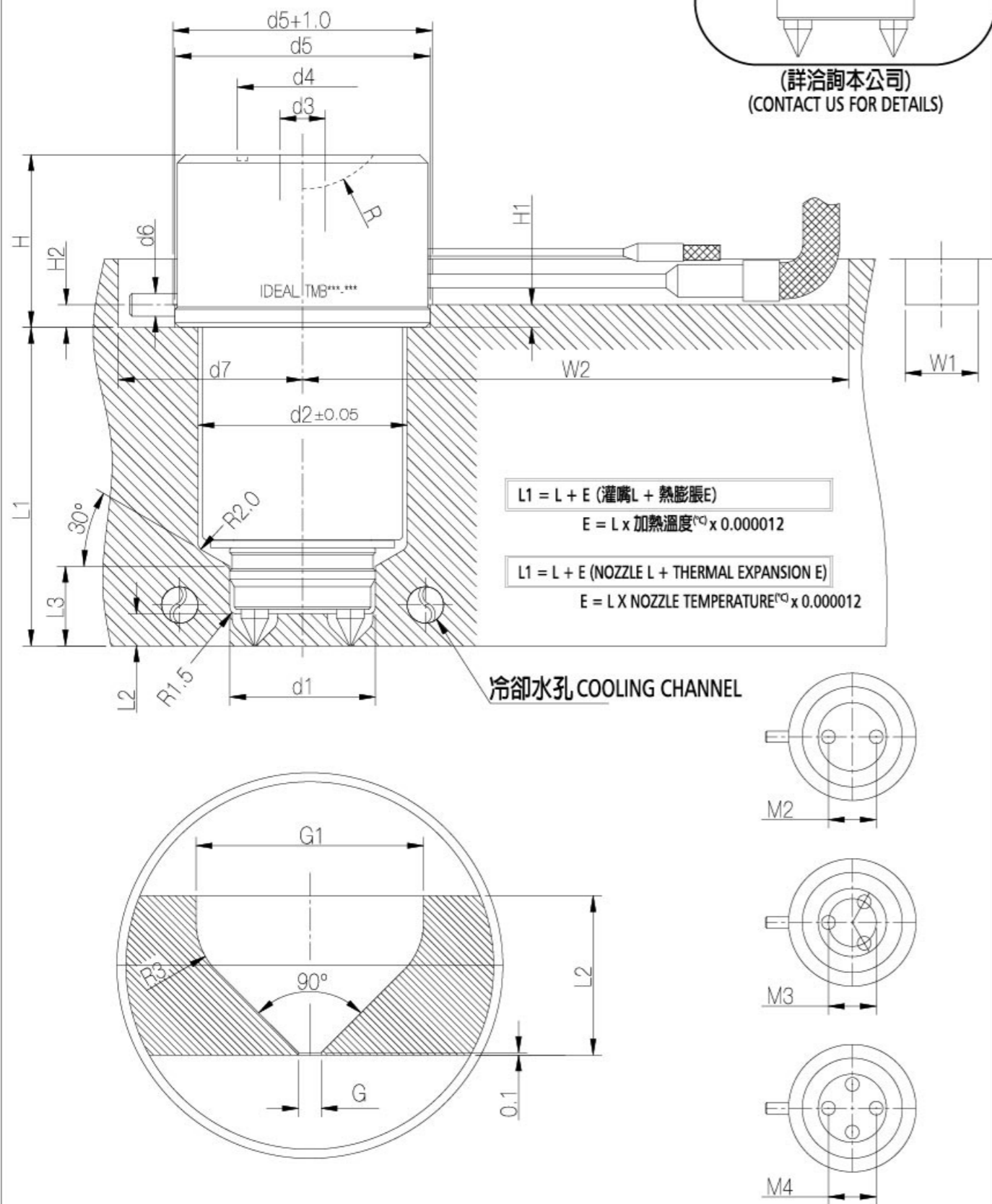


	d8	d9	H3	W3	W4	W5
TMA320-***	74	48	9.5	22	49	46
TMA380-***	84	56	9.5	22	53	46

IDEAL[®] HOT RUNNER SYSTEMS

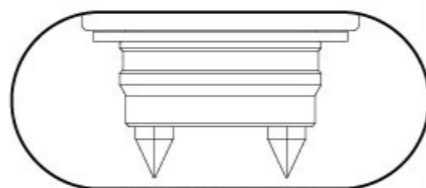
TMB 加工圖 (泛用塑膠使用)

TMB MACHINING DRAWING (FOR GENERAL PLASTIC)



	d1	d2	d3	d4	d5	d6	d7	G MIN.	G1	H	H1	H2	L2	L3	M2	M3	M4	W1	W2
TMB240-***	24	38	7	20.8	49	4	35	1.0	8	32	4	5	5.5	15	9~15	11~15	13~15	16	120
TMB320-***	32	46	9	28.7	56	5	40.5	1.0	10	38	5	5	7	17.5	11~21	13~21	16~21	16	130

TMB 系列灌嘴 SERIES NOZZLES



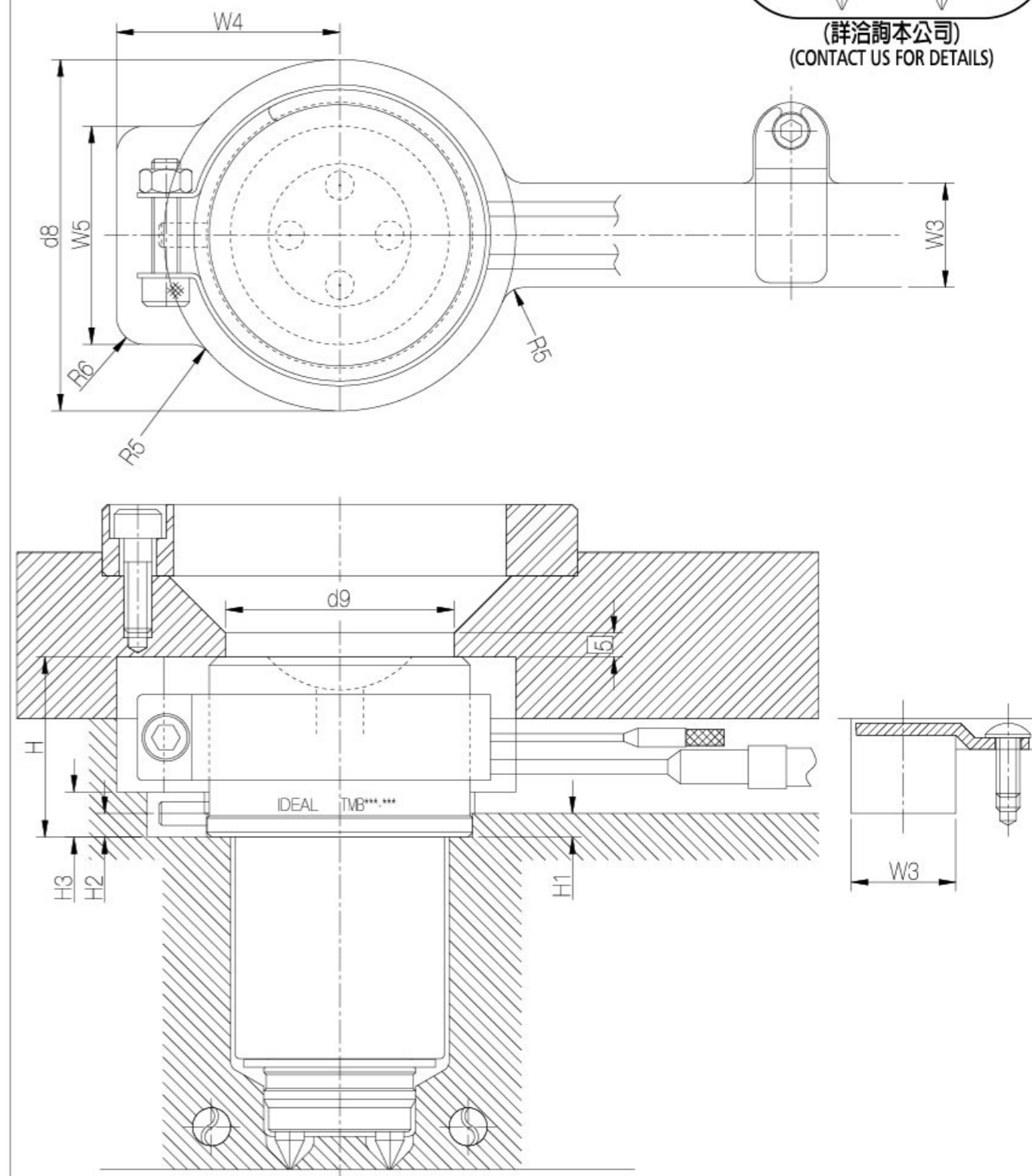
(詳洽詢本公司)
(CONTACT US FOR DETAILS)

IDEAL[®] HOT RUNNER SYSTEMS

TMB 加工圖 (工程塑膠使用, 頭部外包加熱器)

TMB MACHINING DRAWING (FOR ENGINEERING PLASTIC WITH EXTERNAL HEATER)

當塑料為工程材料如PC, PA, PBT, PPS, PEEK...等

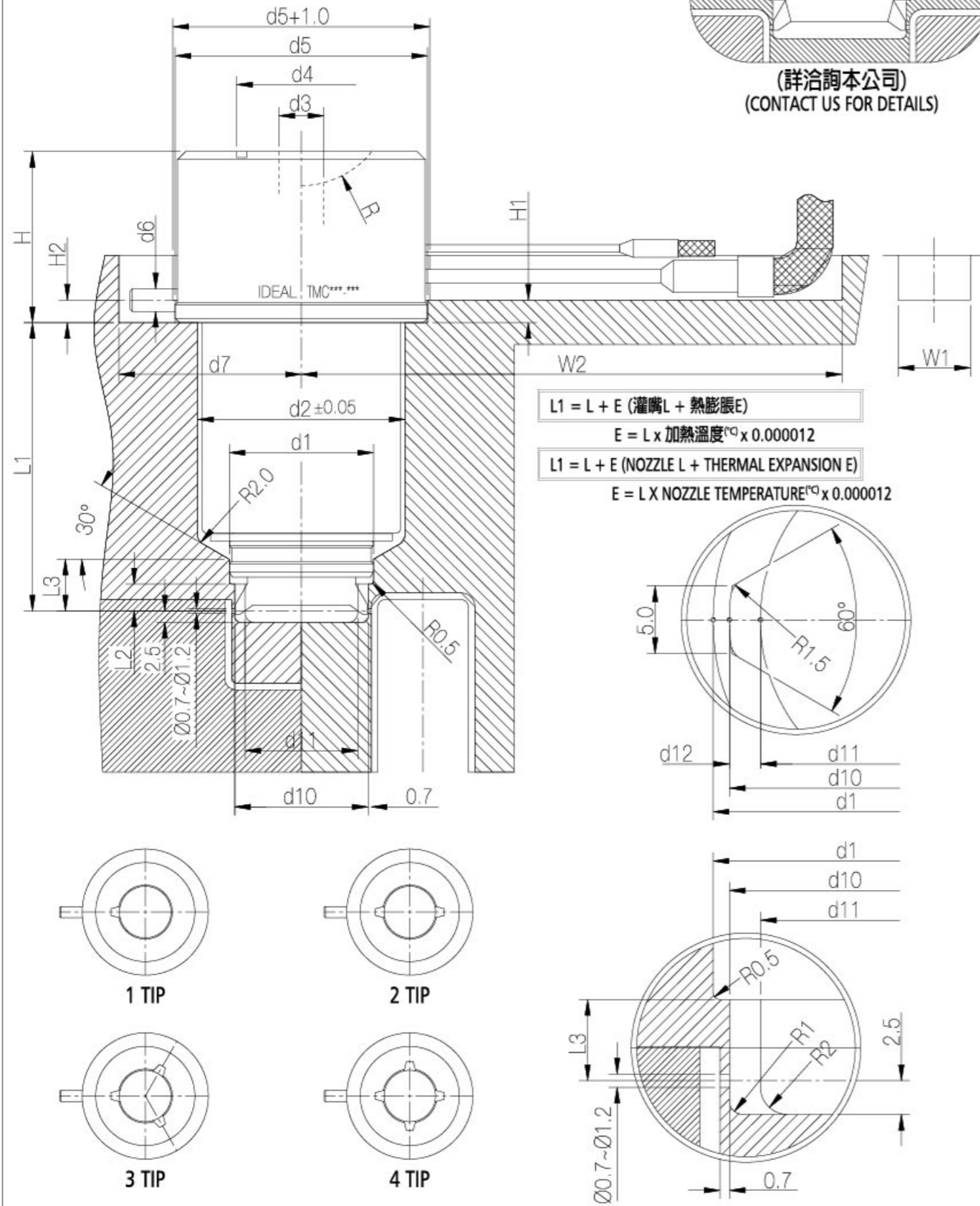


	d8	d9	H3	W3	W4	W5
TMB240-***	65	42	8.5	22	43	44
TMB320-***	74	48	9.5	22	49	46

IDEAL[®] HOT RUNNER SYSTEMS

TMC 加工圖 (泛用塑膠使用)

TMC MACHINING DRAWING (FOR GENERAL PLASTIC)



	d1	d2	d3	d4	d5	d6	d7	d10	d11	d12	H	H1	H2	L2	L3	W1	W2
TMC240-***	24	38	7	20.8	49	4	35	20~23.5	d10-3.6	1.8	32	4	5	5.5	10	16	120
TMC320-***	32	46	9	28.7	56	5	40.5	23~31	d10-4.6	2.3	38	5	5	7	11.5	16	130

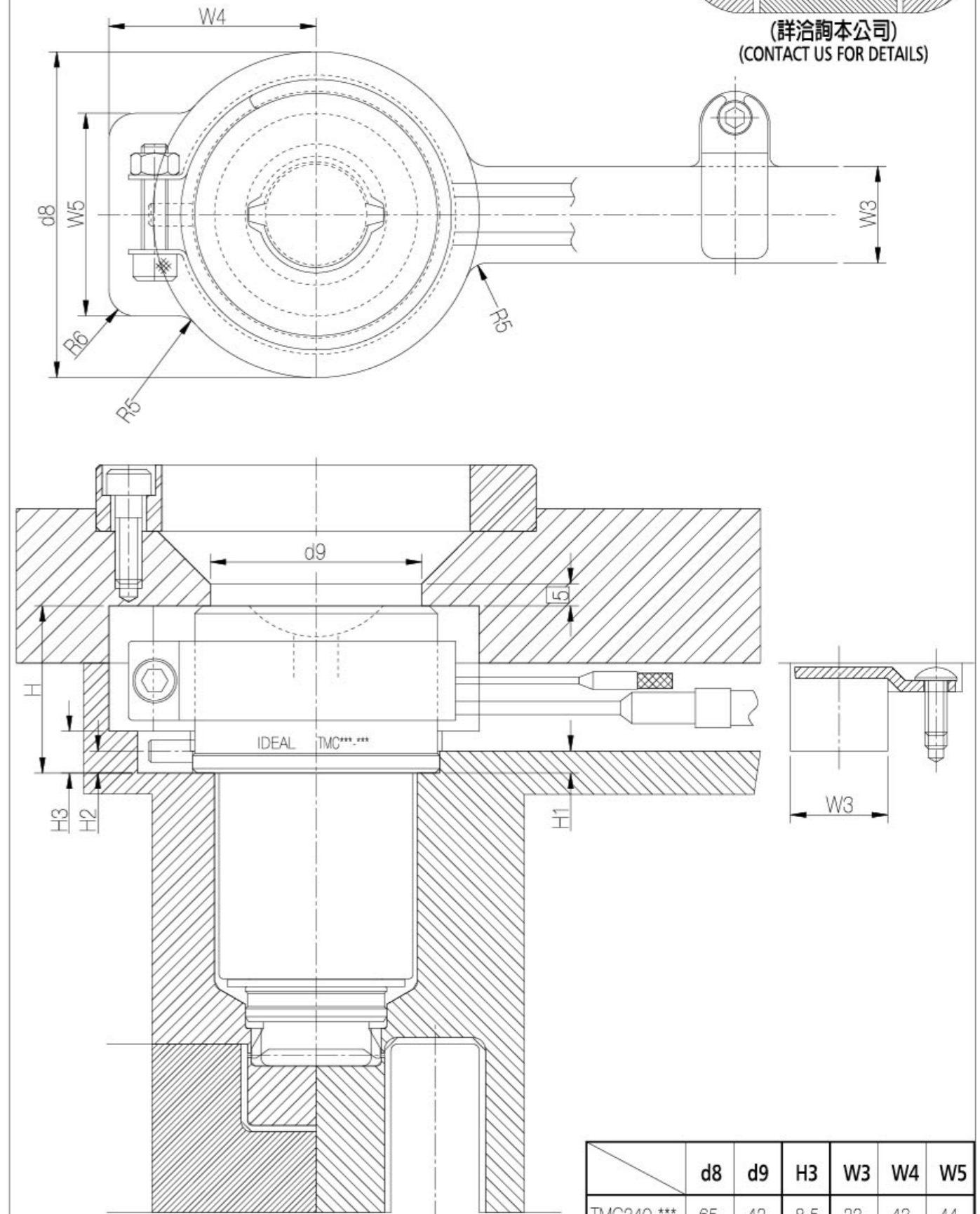
TMC 系列灌嘴 SERIES NOZZLES

IDEAL[®] HOT RUNNER SYSTEMS

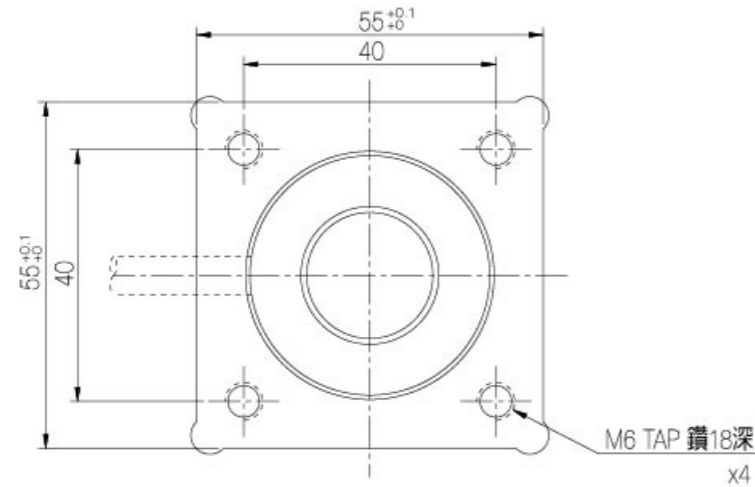
TMC 加工圖 (工程塑膠使用, 頭部外包加熱器)

TMC MACHINING DRAWING (FOR ENGINEERING PLASTIC WITH EXTERNAL HEATER)

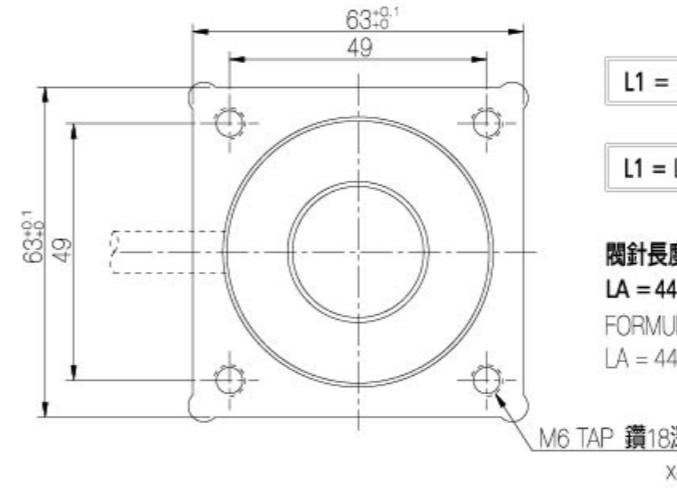
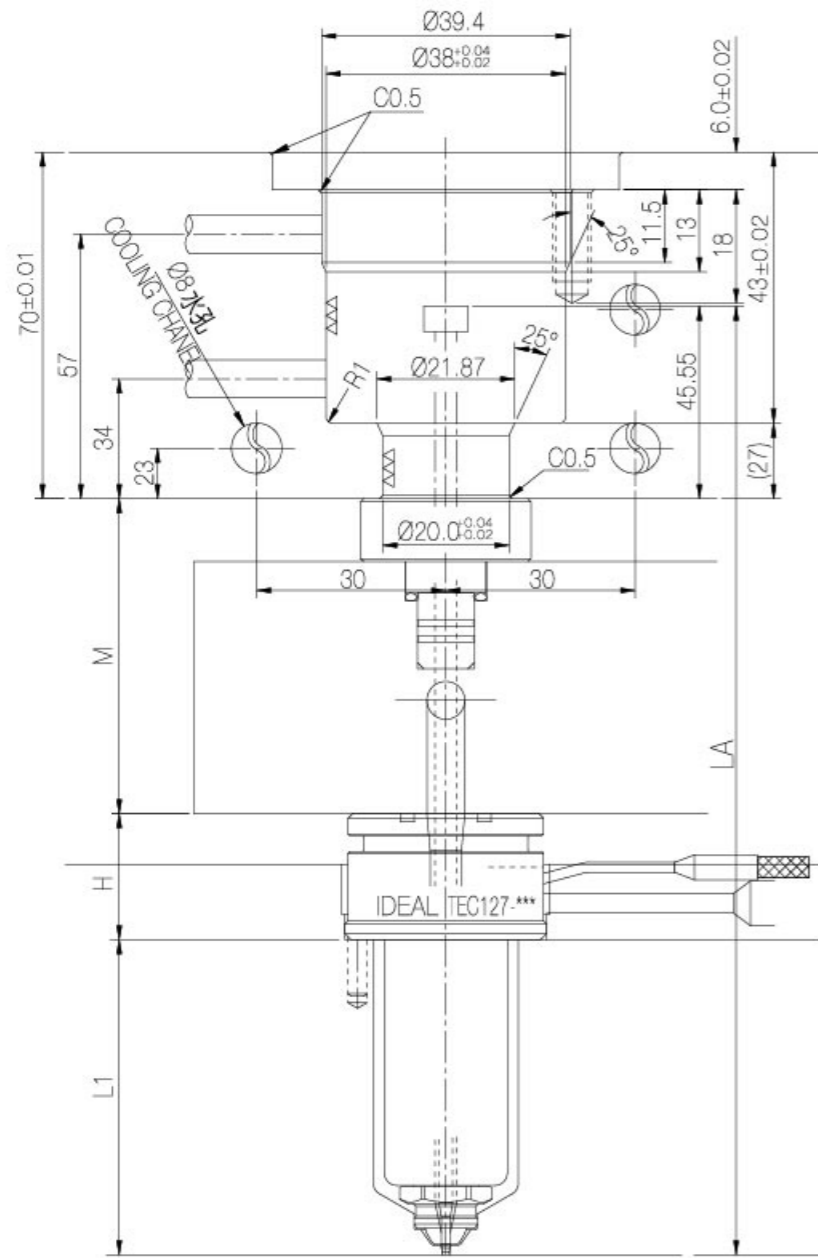
當塑料為工程材料如PC, PA, PBT, PPS, PEEK...等



	d8	d9	H3	W3	W4	W5
TMC240-***	65	42	8.5	22	43	44
TMC320-***	74	48	9.5	22	49	46



	H
TEC127	20.0



$$L1 = L + E \text{ (灌嘴L + 熱膨脹E)}$$

$$E = L \times \text{加熱溫度}^{\text{°C}} \times 0.000012$$

$$L1 = L + E \text{ (NOZZLE L + THERMAL EXPANSION E)}$$

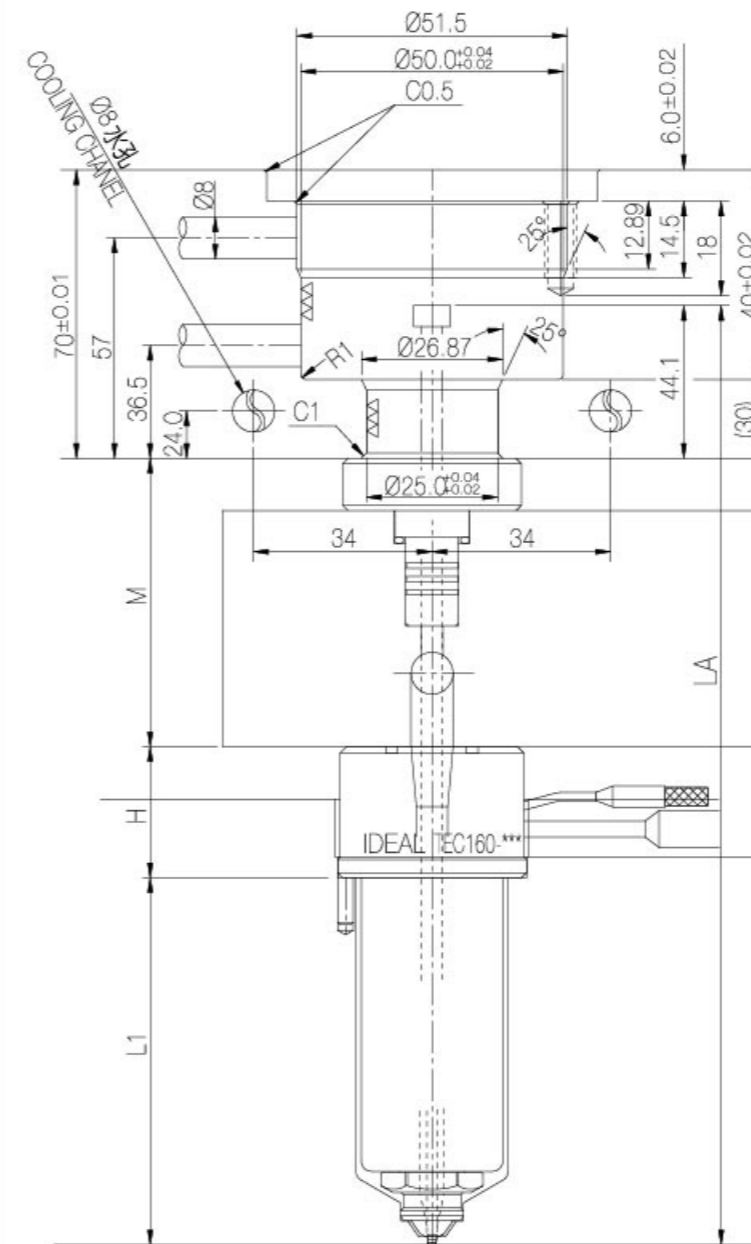
$$E = L \times \text{NOZZLE TEMPERATURE}^{\text{°C}} \times 0.000012$$

閥針長度計算公式：

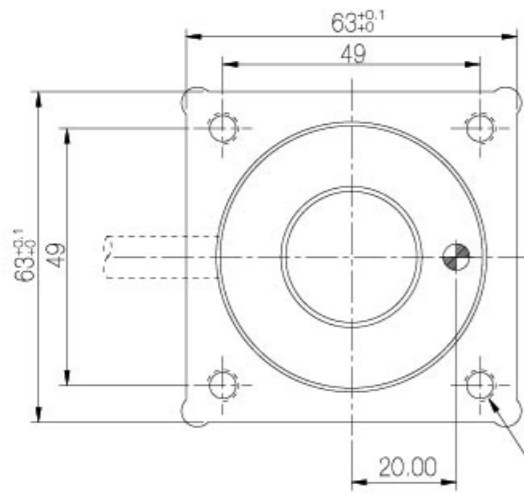
$$LA = 44.1 + [(M+H) \times \text{加熱溫度} \times 0.000012] + L1$$

FORMULA FOR SPINDLE LENGTH

$$LA = 44.1 + [(M+H) \times \text{NOZZLE TEMPERATURE} \times 0.000012] + L1$$



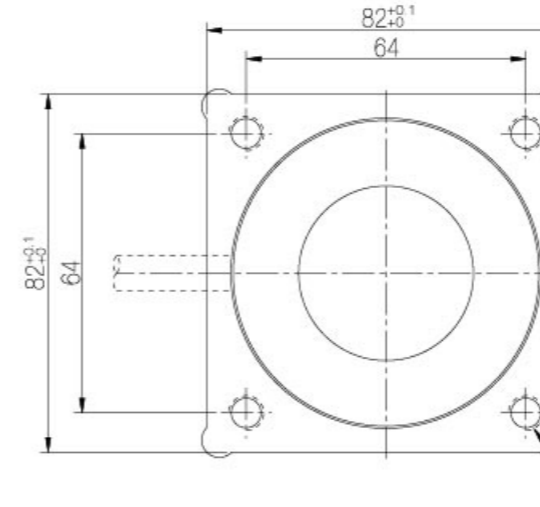
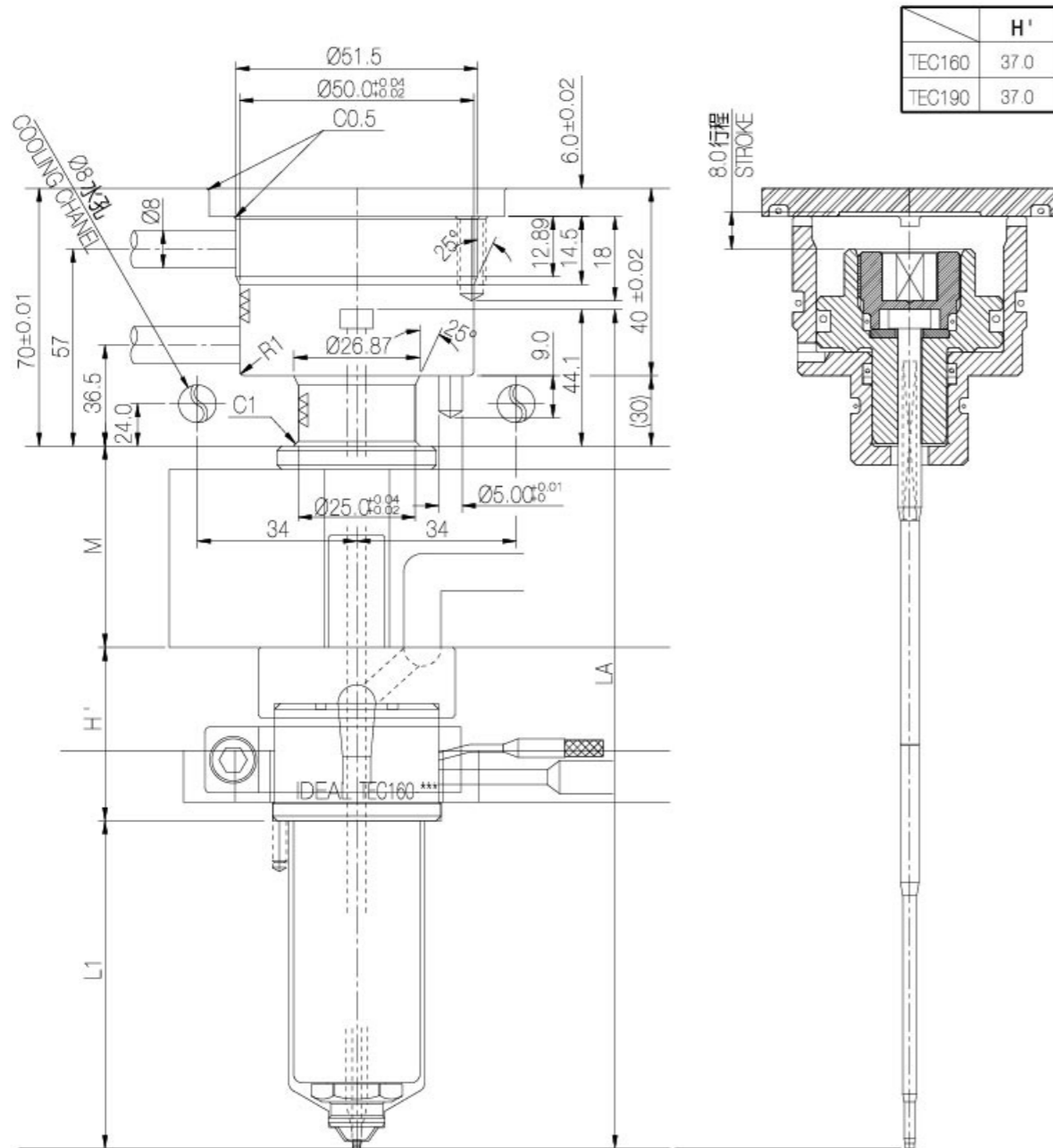
	H
TEC160	25.0
TEC190	25.0



$L1 = L + E$ (灌嘴L + 熱膨脹E)
 $E = L \times \text{加熱溫度}^{\text{°C}} \times 0.000012$
 $L1 = L + E$ (NOZZLE L + THERMAL EXPANSION E)
 $E = L \times \text{NOZZLE TEMPERATURE}^{\text{°C}} \times 0.000012$

閥針長度計算公式：
 $LA = 44.1 + [(M+H) \times \text{加熱溫度} \times 0.000012] + L1$
 FORMULA FOR SPINDLE LENGTH
 $LA = 44.1 + [(M+H) \times \text{NOZZLE TEMPERATURE} \times 0.000012] + L1$

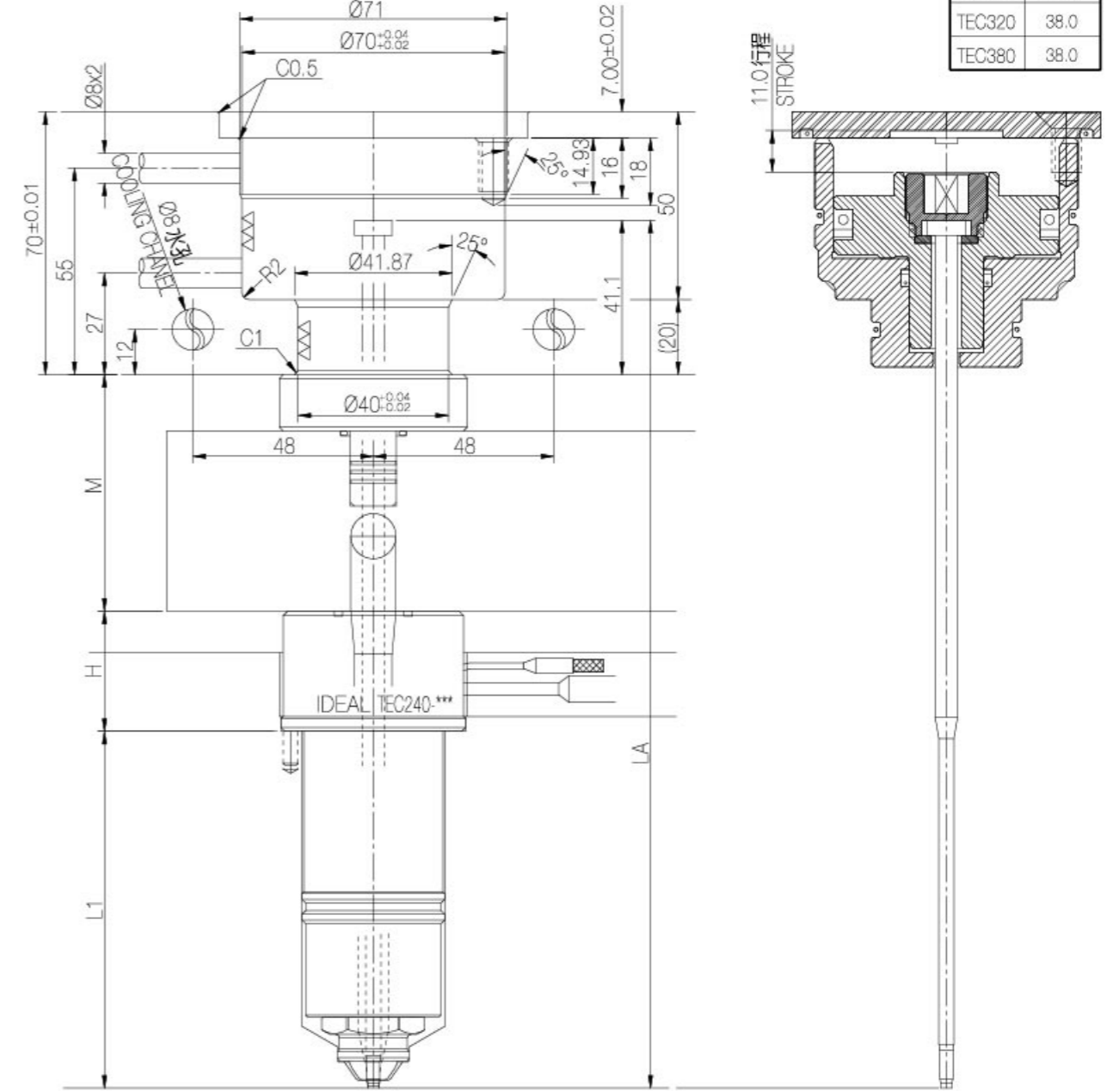
M6 TAP 鑽18深
x4

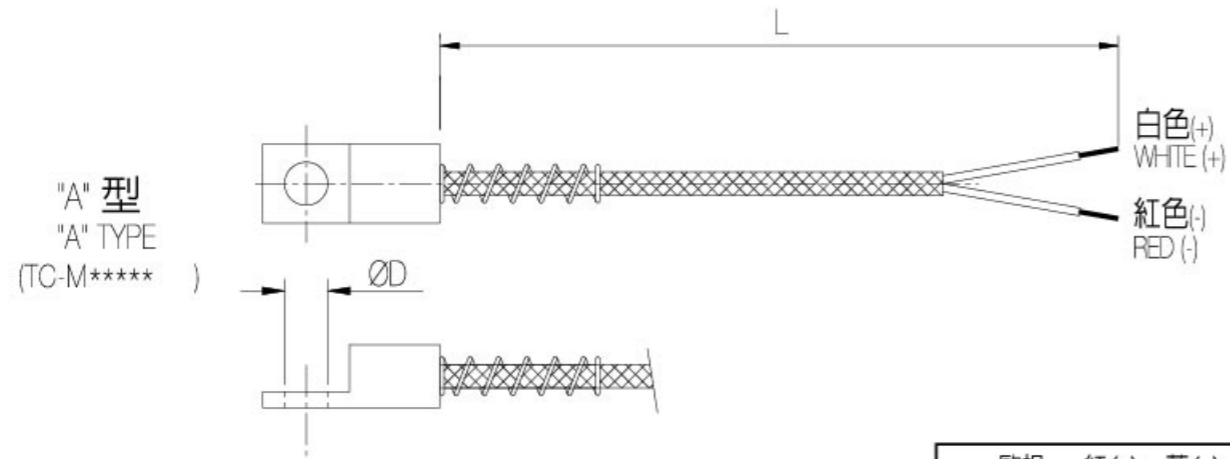


$L1 = L + E$ (灌嘴L + 熱膨脹E)
 $E = L \times \text{加熱溫度}^{\text{°C}} \times 0.000012$
 $L1 = L + E$ (NOZZLE L + THERMAL EXPANSION E)
 $E = L \times \text{NOZZLE TEMPERATURE}^{\text{°C}} \times 0.000012$

閥針長度計算公式：
 $LA = 41.1 + [(M+H) \times \text{加熱溫度} \times 0.000012] + L1$
 FORMULA FOR SPINDLE LENGTH
 $LA = 41.1 + [(M+H) \times \text{NOZZLE TEMPERATURE} \times 0.000012] + L1$

M8 TAP 鑽18深
x4





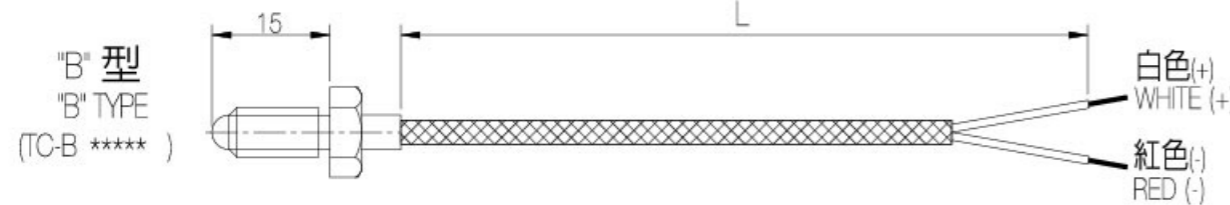
歐規 紅(+) 藍(-)
EUROPE RED (+) BLUE (-)

感溫線披覆材質: Fiberglass MAX.400°C
THERMOCOUPLE COATING MATERIAL: FIBERGLASS MAX. 400°C

產品編號 PRODUCT CODE	感溫線型式 THERMOCOUPLE TYPE	D	長度(L) LENGTH
TC-AJ5006-F	"J" IC type	Ø5.5	0.6 M
TC-AJ5010-F	"J" IC type	Ø5.5	1.0 M
TC-AJ5015-F	"J" IC type	Ø5.5	1.5 M
TC-AJ5020-F	"J" IC type	Ø5.5	2.0 M

感溫線披覆材質: Fiberglass MAX.400°C
THERMOCOUPLE COATING MATERIAL: FIBERGLASS MAX. 400°C

產品編號 PRODUCT CODE	感溫線型式 THERMOCOUPLE TYPE	D	長度(L) LENGTH
TC-AJ6006-F	"J" IC type	Ø6.5	0.6 M
TC-AJ6010-F	"J" IC type	Ø6.5	1.0 M
TC-AJ6015-F	"J" IC type	Ø6.5	1.5 M
TC-AJ6020-F	"J" IC type	Ø6.5	2.0 M



歐規 紅(+) 藍(-)
EUROPE RED (+) BLUE (-)

感溫線披覆材質: 鐵弗龍線, 不鏽鋼鐵網 MAX.260°C
THERMOCOUPLE COATING MATERIAL: PTFE WIRE, STAINLESS STEEL NET MAX. 260°C

產品編號 PRODUCT CODE	感溫線型式 THERMOCOUPLE TYPE	D	長度(L) LENGTH
TC-BJ5006	"J" IC type	M5*0.8	0.6 M
TC-BJ5010	"J" IC type	M5*0.8	1.0 M
TC-BJ5015	"J" IC type	M5*0.8	1.5 M
TC-BJ5020	"J" IC type	M5*0.8	2.0 M
TC-BJ6005	"J" IC type	M6*1.0	0.5 M
TC-BJ6010	"J" IC type	M6*1.0	1.0 M
TC-BJ6015	"J" IC type	M6*1.0	1.5 M
TC-BJ6020	"J" IC type	M6*1.0	2.0 M

感溫線披覆材質: POLYIMIDE MAX.315°C
THERMOCOUPLE COATING MATERIAL: POLYIMIDE MAX. 315°C

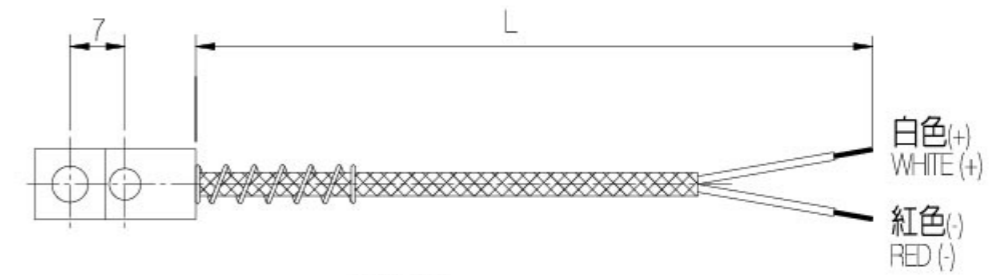
產品編號 PRODUCT CODE	感溫線型式 THERMOCOUPLE TYPE	D	長度(L) LENGTH
TC-BJ5006-P	"J" IC type	M5*0.8	0.6 M
TC-BJ5010-P	"J" IC type	M5*0.8	1.0 M
TC-BJ5015-P	"J" IC type	M5*0.8	1.5 M
TC-BJ5020-P	"J" IC type	M5*0.8	2.0 M
TC-BJ6005-P	"J" IC type	M6*1.0	0.5 M
TC-BJ6010-P	"J" IC type	M6*1.0	1.0 M
TC-BJ6015-P	"J" IC type	M6*1.0	1.5 M
TC-BJ6020-P	"J" IC type	M6*1.0	2.0 M

"J" type 感溫線材質: 正極主要成份為鐵。
負極主要成份為銅-鎳合金。

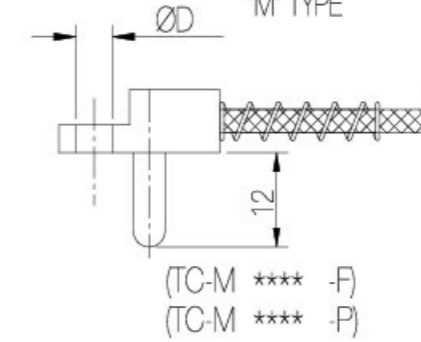
THERMOCOUPLE MATERIAL: THE MAIN ELEMENT IN POSITIVE LEG IS FE.
THE MAIN ELEMENT IN NEGATIVE LEG IS CU-NI

快速檢驗法: 以帶磁性之螺絲起子靠近2條感溫線, 可吸附者為正極。
QUICK EXAMINATION: APPROACH THERMOCOUPLES WITH A MAGNETIC
SCREWDRIVER, AND THE POSITIVE LEG CAN BE ATTRACTED.

"M" 型
"M" TYPE



"M" 型
"M" TYPE



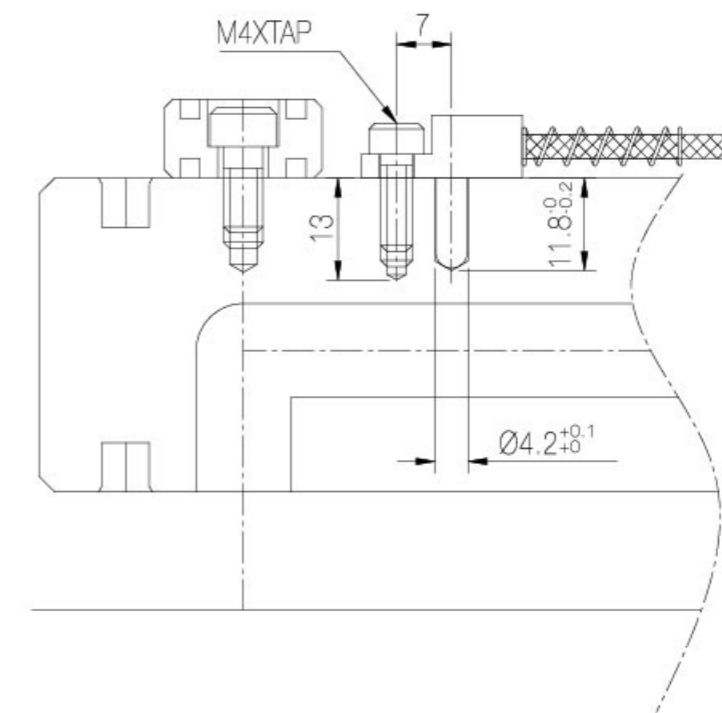
歐規 紅(+) 藍(-)
EUROPE RED (+) BLUE (-)


感溫線披覆材質: Fiberglass MAX. 400°C
THERMOCOUPLE COATING MATERIAL: FIBERGLASS MAX. 400°C

產品編號 PRODUCT CODE	感溫線型式 THERMOCOUPLE TYPE	D	長度(L) LENGTH
TC-MJ4006-F	"J" IC type	Ø4.5	0.6 M
TC-MJ4010-F	"J" IC type	Ø4.5	1.0 M
TC-MJ4015-F	"J" IC type	Ø4.5	1.5 M
TC-MJ4020-F	"J" IC type	Ø4.5	2.0 M

感溫線披覆材質: POLYIMIDE MAX. 315°C
THERMOCOUPLE COATING MATERIAL: POLYIMIDE MAX. 315°C

產品編號 PRODUCT CODE	感溫線型式 THERMOCOUPLE TYPE	D	長度(L) LENGTH
TC-MJ4006-P	"J" IC type	Ø4.5	0.6 M
TC-MJ4010-P	"J" IC type	Ø4.5	1.0 M
TC-MJ4015-P	"J" IC type	Ø4.5	1.5 M
TC-MJ4020-P	"J" IC type	Ø4.5	2.0 M





D=Ø10		
產品編號 CODE	L mm	瓦特數 WATTAGE
H100-050-0220	50	250
H100-060-0315	60	315
H100-070-0400	70	400
H100-080-0400	80	400
H100-090-0500	90	500
H100-100-0500	100	500
H100-120-0600	120	600
H100-140-0700	140	700
H100-160-0800	160	800
H100-180-0900	180	900
H100-200-1000	200	1000
H100-220-1100	220	1100
H100-240-1150	240	1150
H100-260-1250	260	1250
H100-280-1400	280	1400
H100-300-1500	300	1500

D=Ø12.7			
產品編號 CODE	L mm	瓦特數 WATTAGE	
H127-038-0200	38.1	200	
H127-050-0315	50.8	315	
H127-063-0315	63.5	315	
H127-076-0400	76.2	400	
H127-088-0500	88.9	500	
H127-101-0500	101.6	500	
H127-114-0630	114.3	630	
H127-127-0750	127	750	
H127-139-0750	139.7	750	
H127-152-0750	152.4	750	
H127-165-0800	165.1	800	
H127-177-0850	177.8	850	
H127-190-1000	190.5	1000	
H127-203-1000	203.2	1000	
H127-215-1000	215.9	1000	
H127-228-1200	228.6	1200	
H127-241-1200	241.3	1200	
H127-254-1500	254	1500	
H127-279-1500	279.4	1500	
H127-304-1500	304.8	1500	
H127-330-1600	330.2	1600	
H127-381-1700	381	1700	
H127-406-2000	406.4	2000	
H127-457-2500	457.2	2500	
H127-508-0200	508	2500	
H127-609-0200	609.6	2800	



材質: AISI321 不鏽鋼
MATERIAL: AISI321 STAINLESS STEEL

RT44		
L	W 230V	產品編號 CODE
250	200	4545-0250-0200
300	250	4545-0300-0250
350	300	4545-0350-0300
400	350	4545-0400-0350
450	400	4545-0450-0400
500	450	4545-0500-0450
550	500	4545-0550-0500
600	550	4545-0600-0550
650	600	4545-0650-0600
700	650	4545-0700-0650
750	700	4545-0750-0700
800	750	4545-0800-0750
850	800	4545-0850-0800
900	850	4545-0900-0850
950	900	4545-0950-0900
1000	950	4545-1000-0950

RT88		
L	W 230V	產品編號 CODE
900	2100	8080-0900-2100
1000	2300	8080-1000-2300
1100	2500	8080-1100-2500
1200	2700	8080-1200-2700
1300	2900	8080-1300-2900
1400	3100	8080-1400-3100
1500	3300	8080-1500-3300
1600	3500	8080-1600-3500
1700	3700	8080-1700-3700
1800	3900	8080-1800-3900

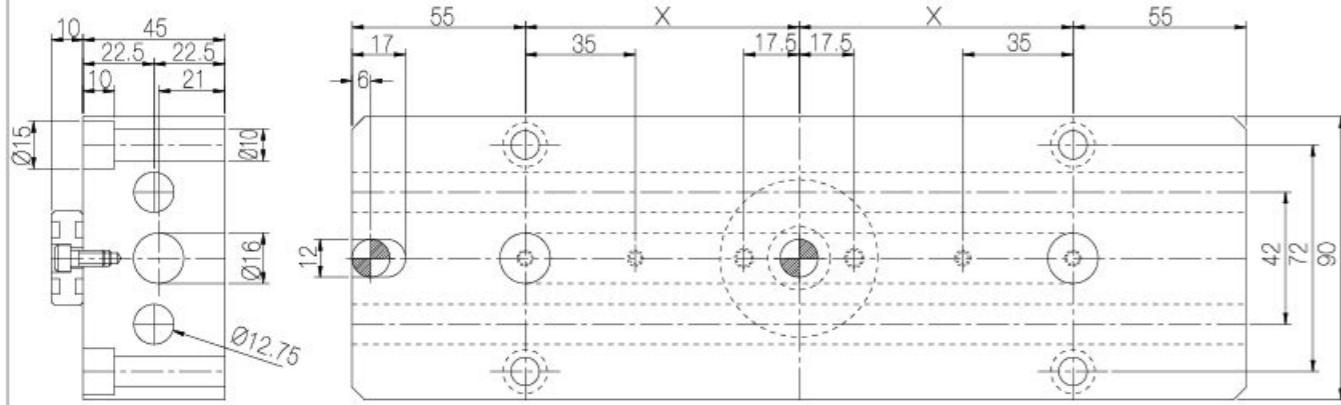
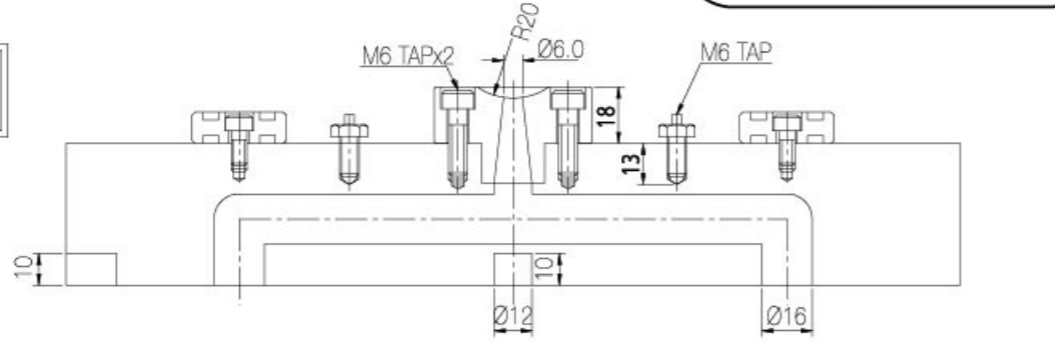
RT66		
L	W 230V	產品編號 CODE
350	550	6060-0350-0550
400	650	6060-0400-0650
450	750	6060-0450-0750
500	800	6060-0500-0800
550	900	6060-0550-0900
600	1000	6060-0600-1000
650	1100	6060-0650-1100
700	1200	6060-0700-1200
750	1300	6060-0750-1300
800	1350	6060-0800-1350
850	1450	6060-0850-1450
900	1550	6060-0900-1550
950	1650	6060-0950-1650
1000	1750	6060-1000-1750
1050	1850	6060-1050-1850
1100	1950	6060-1100-1950
1150	2050	6060-1150-2050
1200	2100	6060-1200-2100
1250	2200	6060-1250-2200
1300	2300	6060-1300-2300
1350	2400	6060-1350-2400
1400	2500	6060-1400-2500
1450	2600	6060-1450-2600
1500	2700	6060-1500-2700
1550	2800	6060-1550-2800

產品規格及公差 PRODUCT STANDARD TOLERANCE:

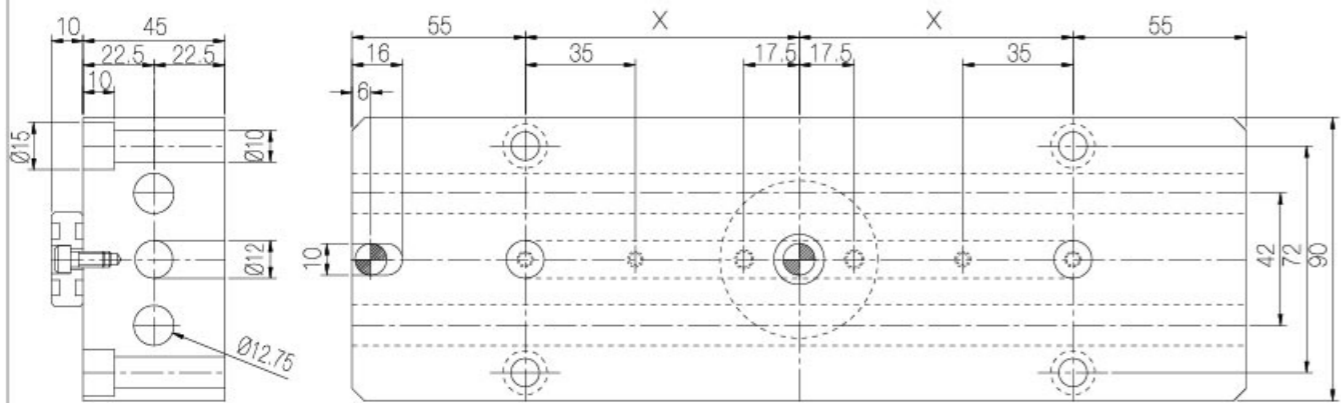
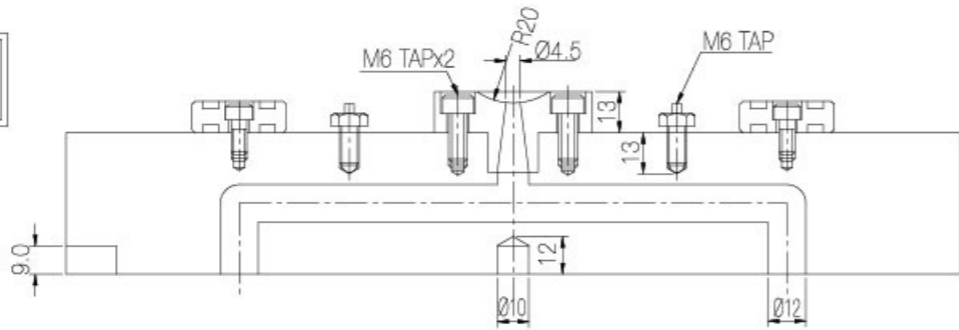
瓦特數 WATTAGE	+ 5%
電阻值 RESISTANCE	- 10%
抗電強度 DIELECTRIC STRENGTH	+ 10%
阻抗 INSULATION (cold 1000Vcc)	- 5%
微漏電流 LEAKAGE CURRENT (cold)	1500V
最高工作溫度 MAXIMUM WORKING TEMPERATURE ALLOWED ON SHEATH	> 10 M Ω
	< 0.1 mA
	750°C

"**—**"型 分流板
TYPE MANIFOLD

Ø16流道
Ø16 RUNNER

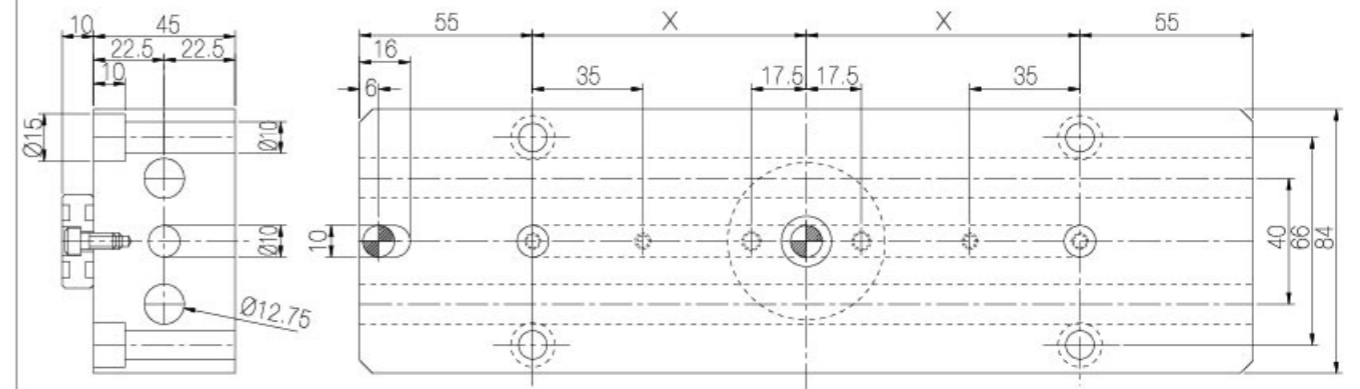
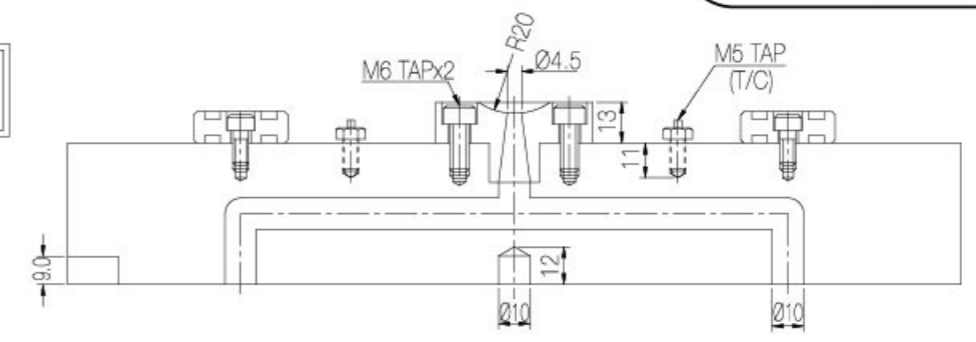


Ø12流道
Ø12 RUNNER

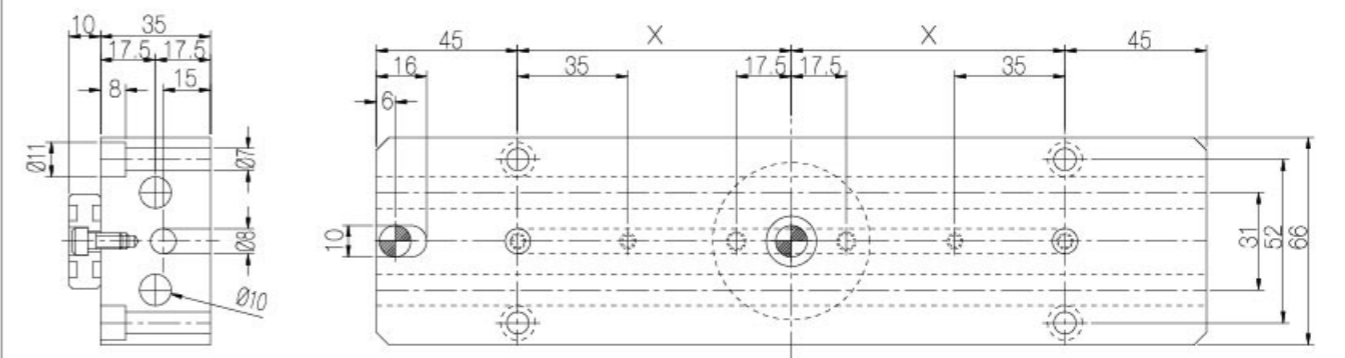
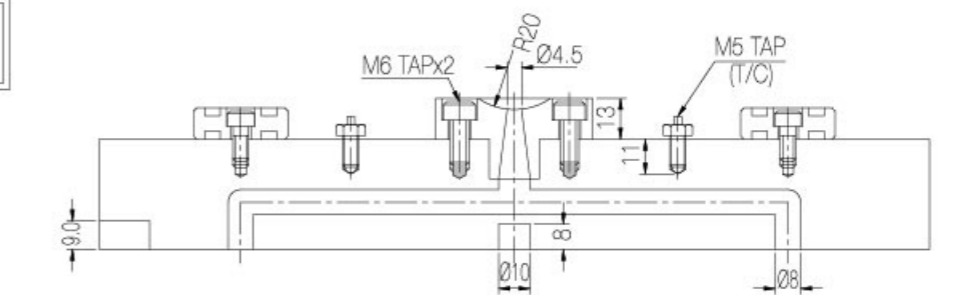


"**—**"型 分流板
TYPE MANIFOLD

Ø10流道
Ø10 RUNNER

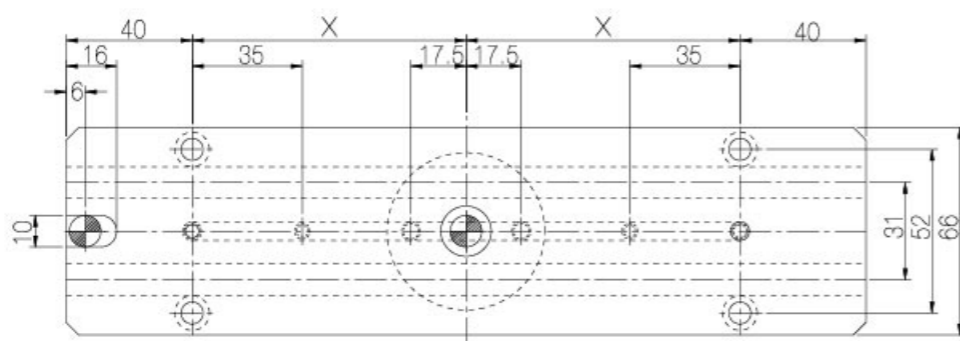
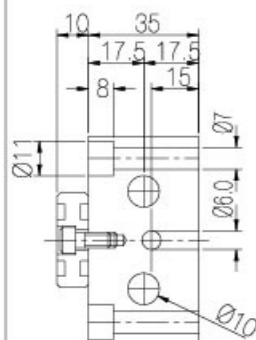
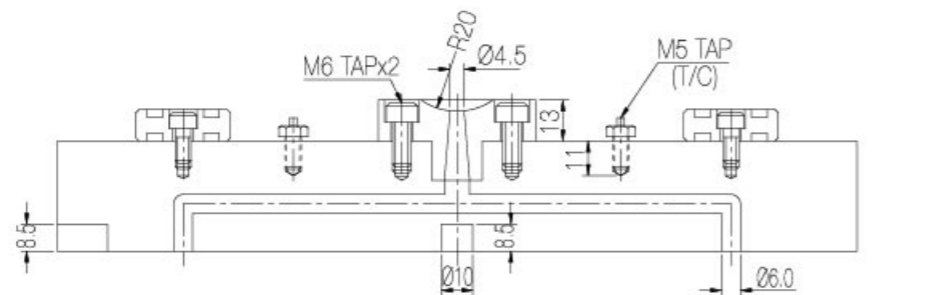


Ø8流道
Ø8 RUNNER

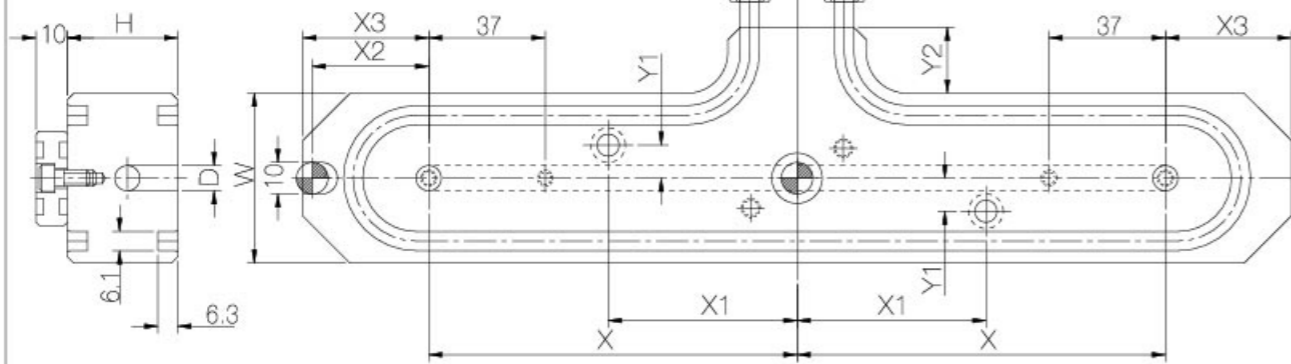
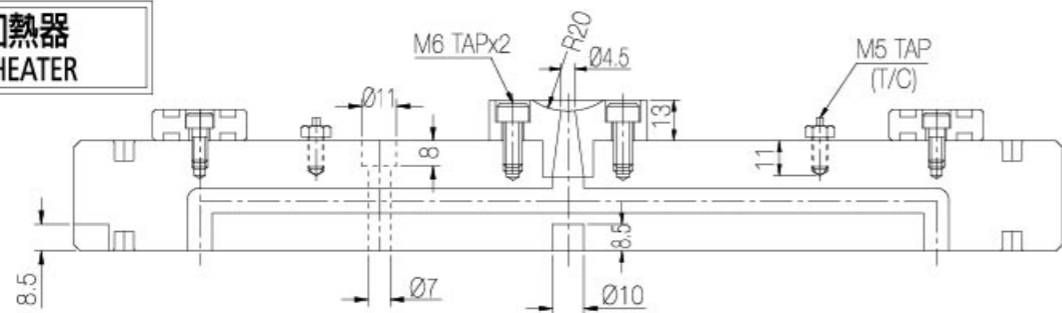


"I"型分流板
TYPE MANIFOLD

Ø6流道
Ø6 RUNNER

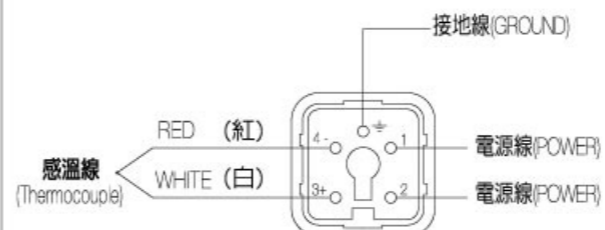


可撓式加熱器
TUBULAR HEATER

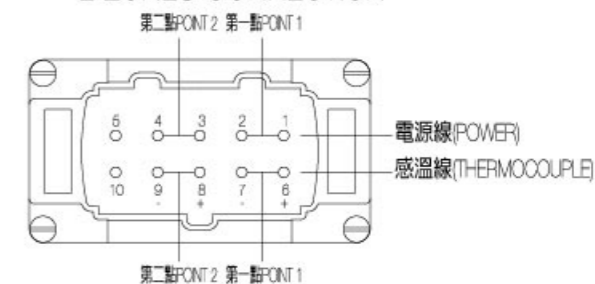


流道 RUNNER	D	H	X	X1	X2	X3	Y1	Y2	W
Ø6	6	35			29	32	28		48
Ø8	8	35			37	40	10.5		54
Ø10	10	35			37	40	10.5		54
Ø12	12	40			37	40	31		54

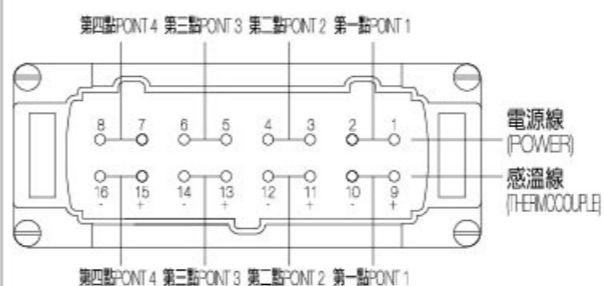
1. 單點配線圖
SINGLE ZONE CONNECTION



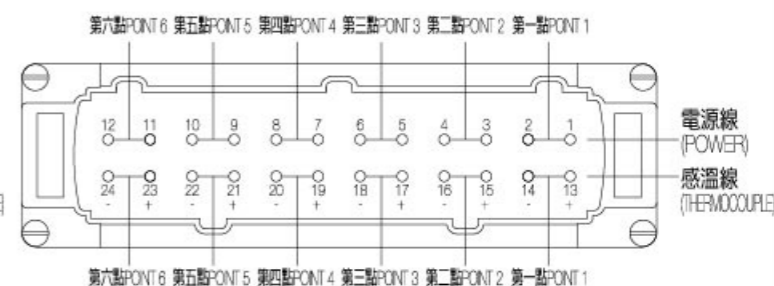
2. 兩點配線圖
2 ZONES CONNECTION



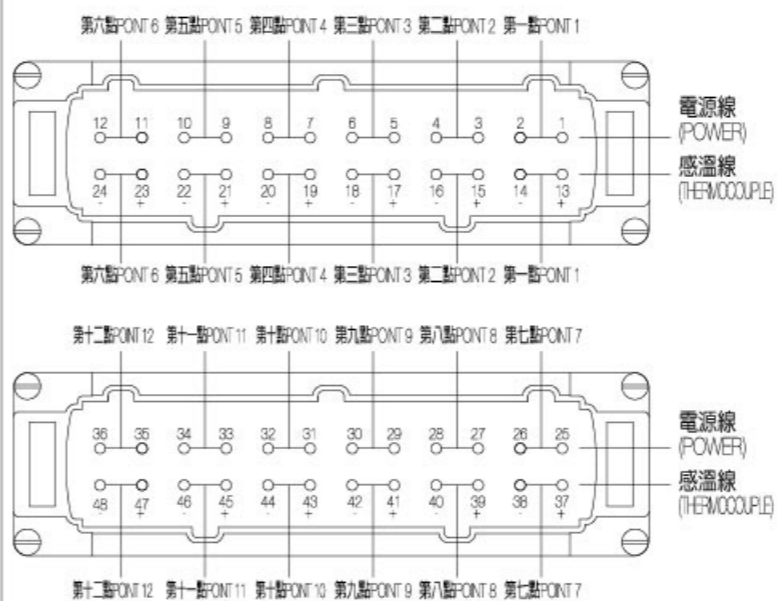
3. 四點配線圖
4 ZONES CONNECTION



4. 六點配線圖
6 ZONES CONNECTION



5. 十二點配線圖
12 ZONES CONNECTION



- 備註 : 1. 感溫線顏色規範:美規 (白色+),歐規 (紅色-)
2. "J" type 感溫線材質:正極主要成份為鐵
負極主要成份為銅-鎳合金
3. 感溫線快速檢驗法:以帶磁性之螺絲起子靠近2條感溫線,可吸附者為正極。

P.S. 1. THERMOCOUPLE COLOR = USA (WHITE + RED -) EUROPE (RED + BLUE -).
2. THERMOCOUPLE MATERIAL : THE MAIN ELEMENT IN NEGATIVE LEG IS CU-NI, THE MAIN ELEMENT IN POSITIVE LEG IS FE.
3. QUICK EXAMINATION: APPROACH THERMOCOUPLES WITH A MAGNETIC SCREWDRIVER AND THE POSITIVE LEG CAN BE ATTRACTED.

